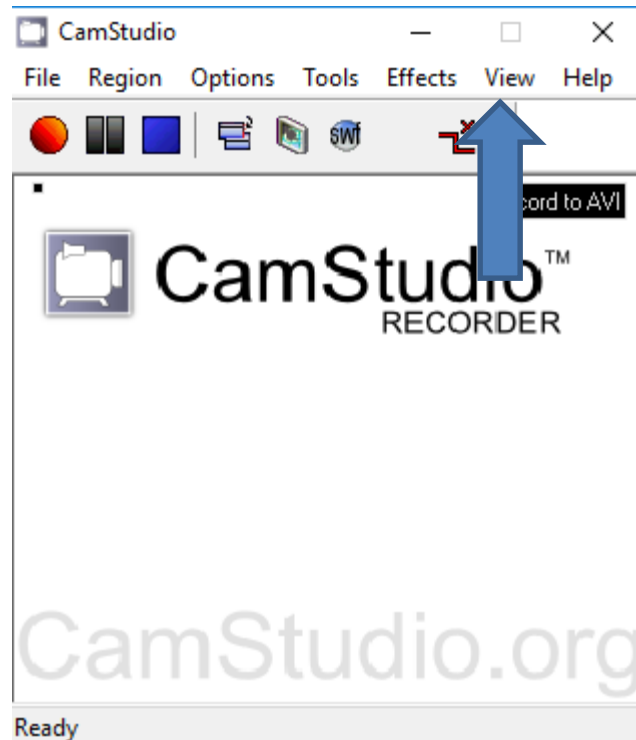



Step 5 – CamStudio View and Help


- If CamStudio is not open, open it as I showed you in Step 1. You click on View and next is what happens.




- **When you click on View, a new Window opens and you see a list and sometimes the Normal View is default checked. If not, I recommend you click on the Normal View. It is better than Compact View and Buttons View. Next is Help.**




- **When you click on Help, a new Window opens with a list. I clicked on Help in the list and a Browser opened and it did not work. When you click on CamStudio Homepage, the default Browser opens with the CamStudio website at the home page. I don't think you need to click on it. Next is about CamStudio FAQ.**



- **When you click on CamStudio FAQ, the default Browser opens with the CamStudio website with the FAQ page that shows a lot of Help. If you need Help, I recommend you click on CamStudio FAQ. Next is the last one – About.**



- **When you click on About, the Window closes and a new Window opens, which is next.**



- Below is the new Window that opens. I decided to click on OK and it closes the Window.
- This is the End of Step 5.

