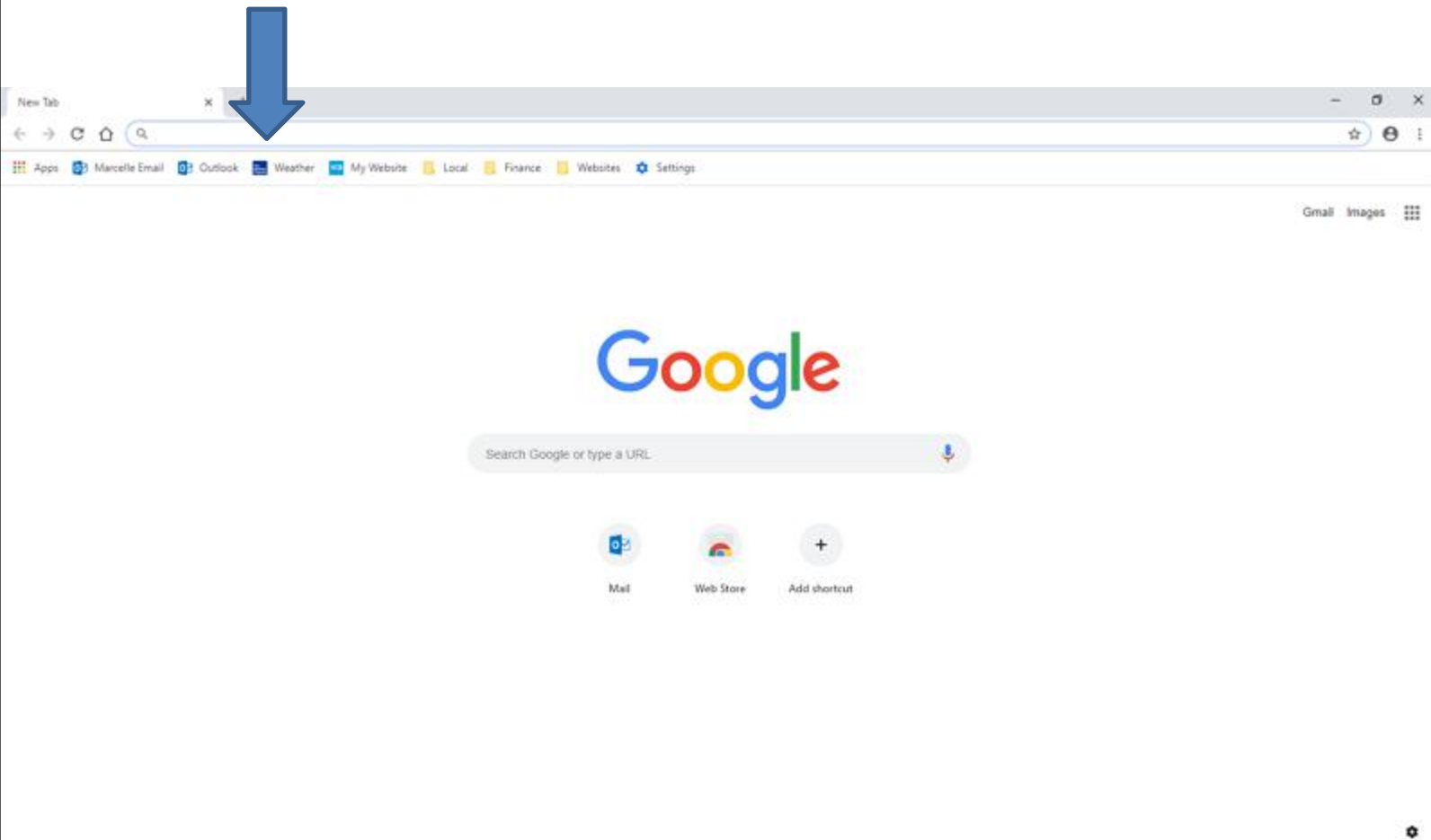


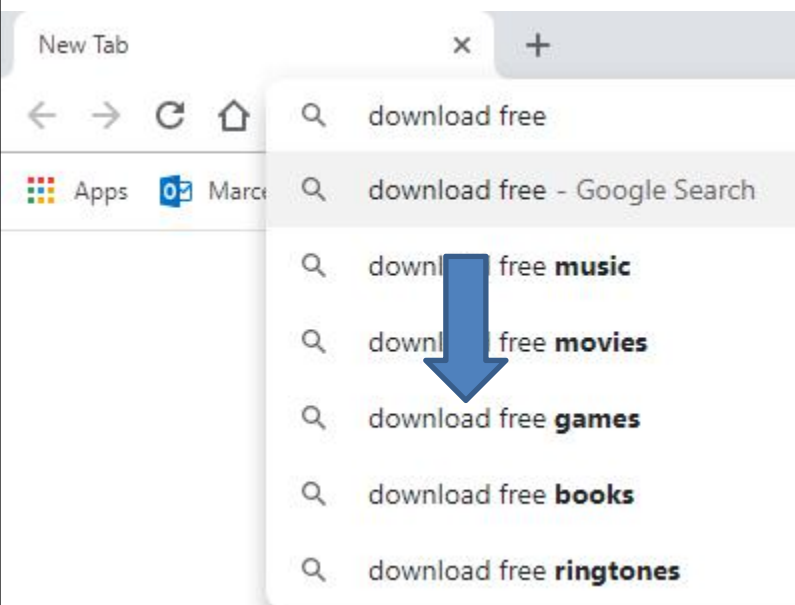
# **Part 3 - How to install Games on different Websites with Google Chrome**

- As I mentioned in Step 2 Introduction, if you don't have other Browsers, like Google Chrome, I recommend you download it. My Browsers on-line Training shows you how to download it and open it.**
- If you have Google Chrome and know how to open it, next is a sample of open it.**

- **Google Chrome opens with a New Tab, unless you made changes. If you made the change, I recommend you use the search on the line at the top.**



- Here is a sample of starting to type it and it shows a list. If you don't see the list you have to type in the full one and click on enter. Because I have the list, I clicked on download free games and next is what happens.



- **Page changes with a list of Websites. I recommend you type in the name of your game, because the websites below don't have good games. Next explains the names.**

The image shows a screenshot of a Google search page. The search bar contains the text "download free games". The search results are displayed below the search bar, showing several links to websites offering free games. The first result is from "www.info.com/web" with the title "Free Download Games For Computer | Free Download Games For...". The second result is from "www.download-free-games.com" with the title "Download Free Games - 100% Safe and Secure Free Download Games". The third result is from "www.microsoft.com/en-us/store/top-free/games/pc" with the title "Top free games - Microsoft Store". The fourth result is from "www.iwin.com/categories/games/free" with the title "Free Download Games - Hundreds of free games with no time limits at ...". The fifth result is from "www.myrealgames.com/download-free-games/" with the title "100% Free Games Download - The Best PC Games for Free". At the bottom of the page, there is a "Top stories" section with a story titled "PS Plus January 2019 free games CONFIRMED: New PS4 Plus download coming soon".

download free games - Google | x +

← → ↻ 🏠 📄 https://www.google.com/search?q=download+free+games&rlz=1C1GCEA\_enUS801U5801&oq=download+free+&aqs=chrome.3.6957j0j5,116526j7&sourceid=chrome&ie=UTF-8 ☆ 🌐 ⋮

Google download free games 🔍

All Shopping Videos News Books More Settings Tools

About 9,230,000,000 results (0.51 seconds)

**Free Download Games For Computer | Free Download Games For...**  
[www.info.com/web](http://www.info.com/web) ▾  
Search **Free Download Games For Computer**. Look Up Results on Info.com


**Download Free Games - 100% Safe and Secure Free Download Games**  
<https://www.download-free-games.com/>  
Your source for fun, free mobile and PC download games. Thousands of free games, DFG Exclusive game reviews, cheats and more!  
[Free Mobile Games](#) · [Free PC Games](#) · [Kids](#) · [Games by Genre](#)

**Top free games - Microsoft Store**  
<https://www.microsoft.com/en-us/store/top-free/games/pc> ▾  
Results 1 - 90 of 999 - Top free; Games; PC ... Minecraft: Story Mode - A Telltale Games Series ... House of Fun™ Slots Casino - Free 777 Vegas Games.

**Free Download Games - Hundreds of free games with no time limits at ...**  
<https://www.iwin.com/categories/games/free>  
Download and play the full version of these games for free with no time limits!

**100% Free Games Download - The Best PC Games for Free**  
<https://www.myrealgames.com/download-free-games/> ▾  
Look no further, My Real Games is the place you want to be. We have tons of free games and free game downloads. Here at My Real Games, you have tons of ...

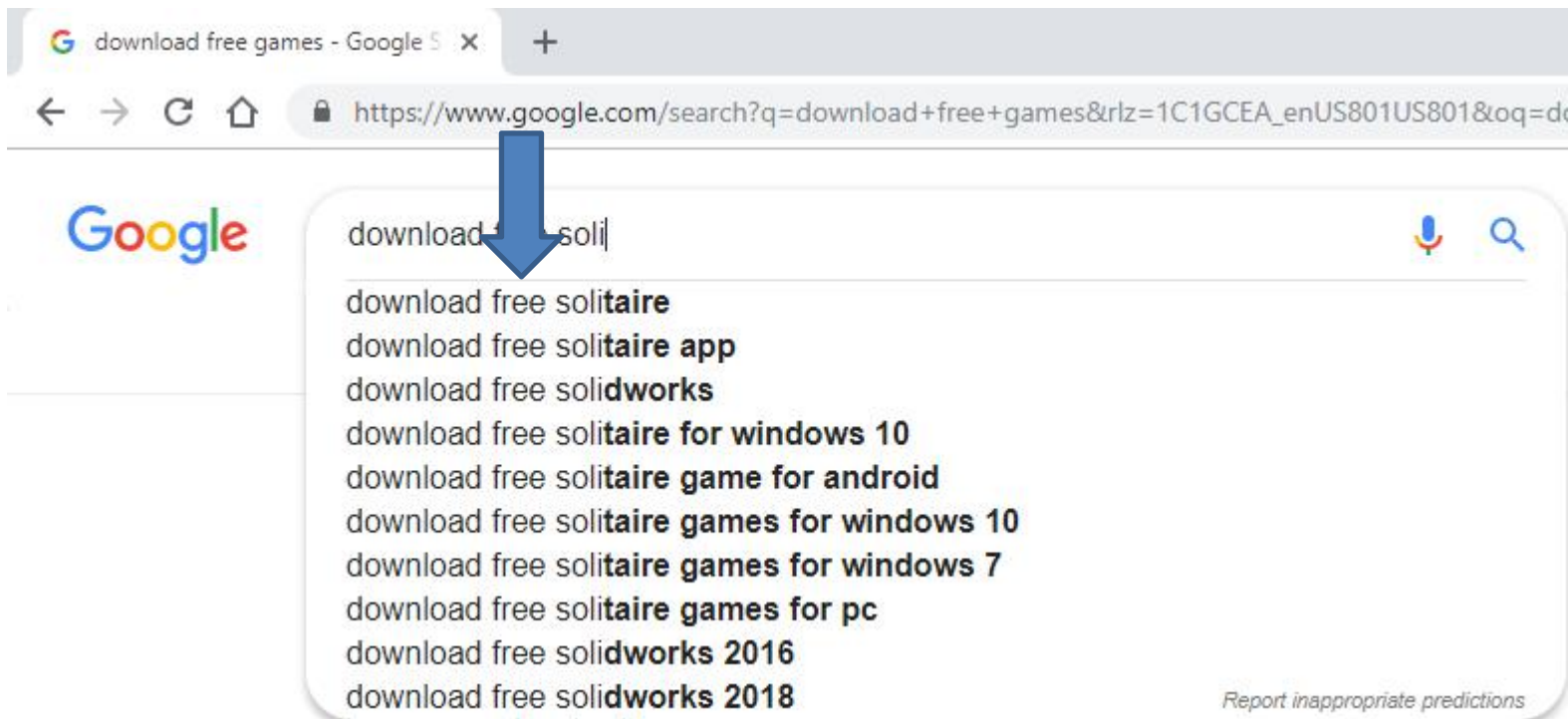
Top stories

 **PS Plus January 2019 free games CONFIRMED: New PS4 Plus download coming soon**

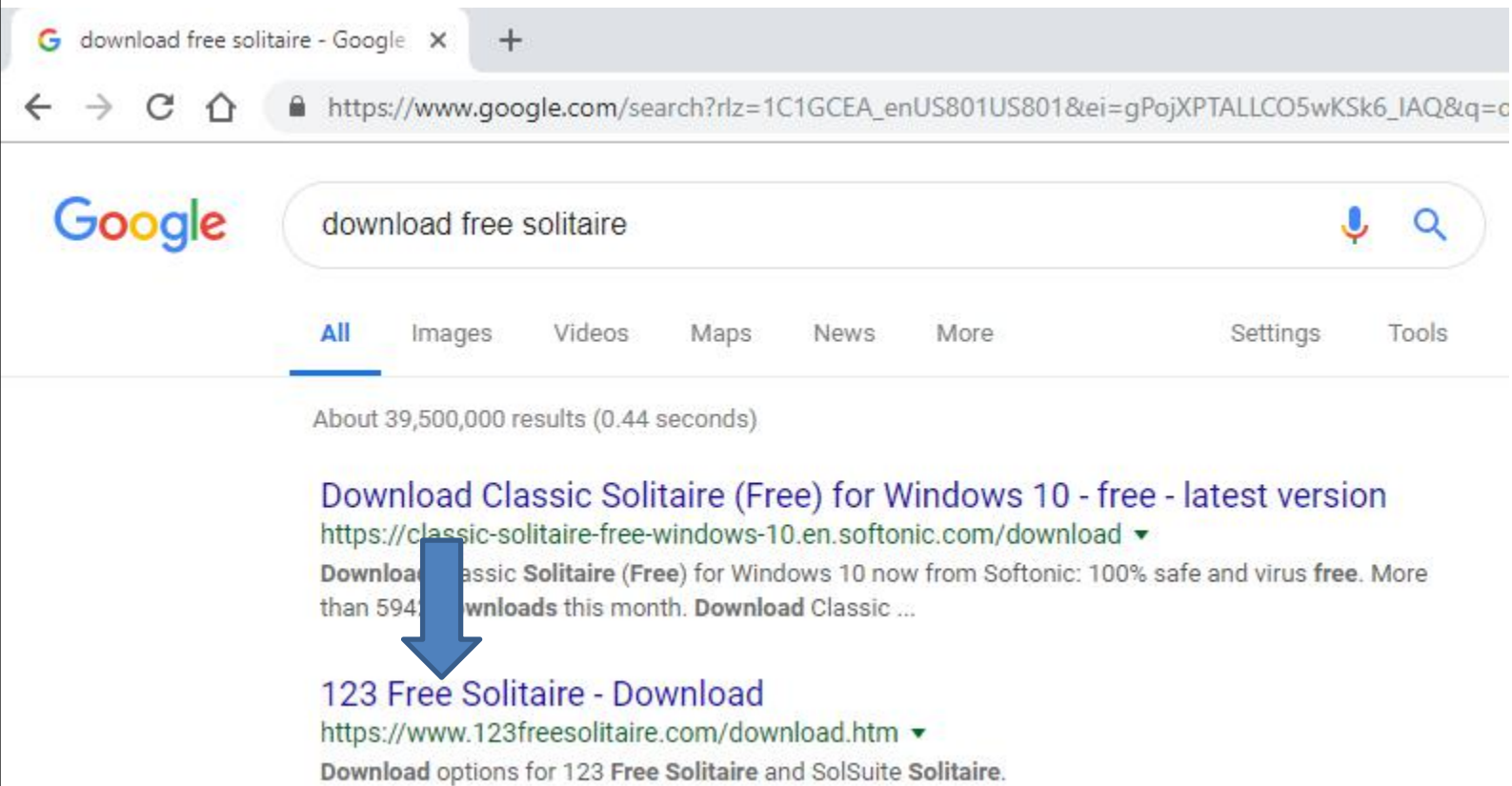
- **As I mentioned in my Games page and the Step 1 PDF file, I play 5 Games every day on my Computer. names. I play Simple Solitaire, Spider Solitaire HD, Hearts Deluxe, The Chess Lv.100, and Sudoku Classic.**
- **That's why I will type in the names of the Games that I play that I installed from Microsoft Store as I showed you in Step 1.**
- **I will first type the first one Solitaire. And I will show you how to download it from a Website. Next explains the other ones I type.**

- **I tried typing Solitaire HD for search and also Hearts and the websites did not work, but Microsoft Store Website worked. As I mentioned before, you need a Microsoft account to use Microsoft Store.**
- **I tried typing Chess and Sudoku search and I find websites to download them.**
- **I will show Chess in the 23rd page after the first one.**
- **I will show you Sudoku in the 42nd page after Chess.**
- **Next is the Solitaire one.**

- Here is a sample of start typing a download free solitaire games. And you see a list again. If you don't see the list type in the full on and click on enter. Because I have the list, I clicked on download free solitaire and next is what happens.



- Page changes with a list of Websites. I recommend you click on the 123 Free Solitaire - Download and next is what happens.



The image shows a screenshot of a Google search page. The search bar contains the text "download free solitaire". Below the search bar, the "All" tab is selected. The search results show "About 39,500,000 results (0.44 seconds)". The first result is "Download Classic Solitaire (Free) for Windows 10 - free - latest version" with a URL "https://classic-solitaire-free-windows-10.en.softonic.com/download". The second result is "123 Free Solitaire - Download" with a URL "https://www.123freesolitaire.com/download.htm". A blue arrow points from the first result to the second result.

download free solitaire - Google x +

← → ↻ 🏠 🔒 https://www.google.com/search?rlz=1C1GCEA\_enUS801US801&ei=gPojXPTALLCO5wKSk6\_IAQ&q=c

Google

download free solitaire

All Images Videos Maps News More Settings Tools

About 39,500,000 results (0.44 seconds)

[Download Classic Solitaire \(Free\) for Windows 10 - free - latest version](https://classic-solitaire-free-windows-10.en.softonic.com/download)  
<https://classic-solitaire-free-windows-10.en.softonic.com/download>

Download Classic Solitaire (Free) for Windows 10 now from Softonic: 100% safe and virus free. More than 594 downloads this month. Download Classic ...


[123 Free Solitaire - Download](https://www.123freesolitaire.com/download.htm)  
<https://www.123freesolitaire.com/download.htm>

Download options for 123 Free Solitaire and SolSuite Solitaire.

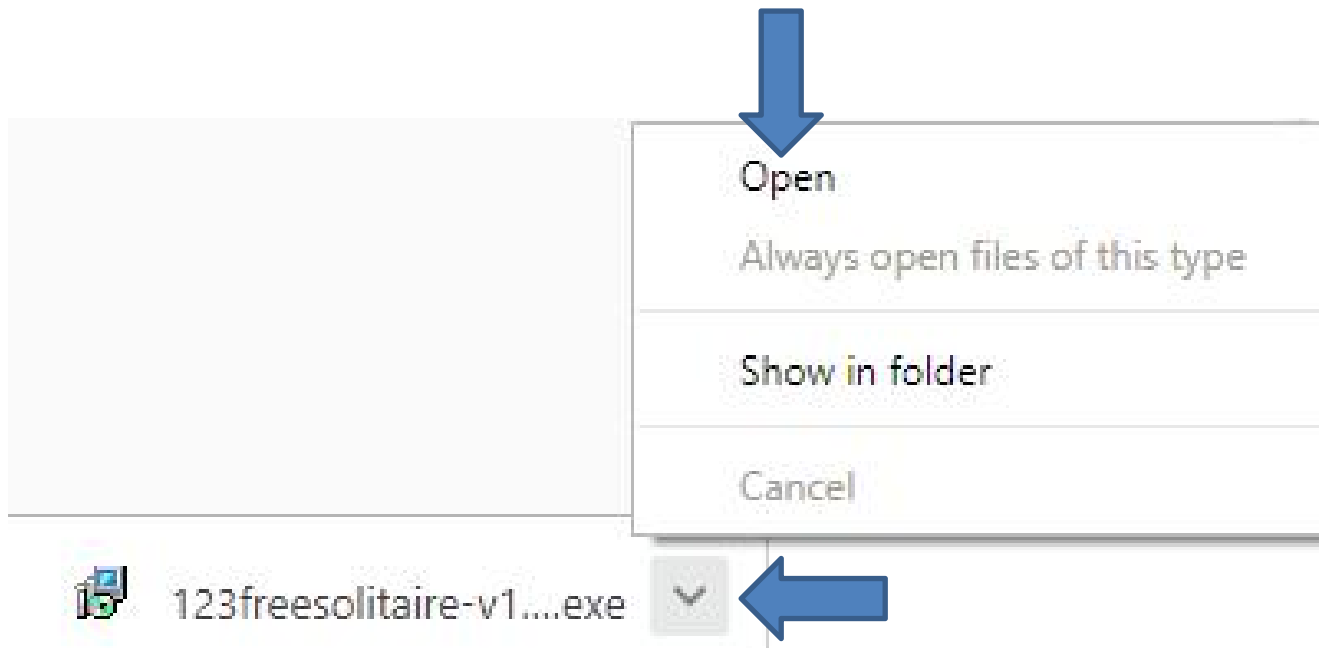


- The Website opens and next is what happens when you click on Free Download.

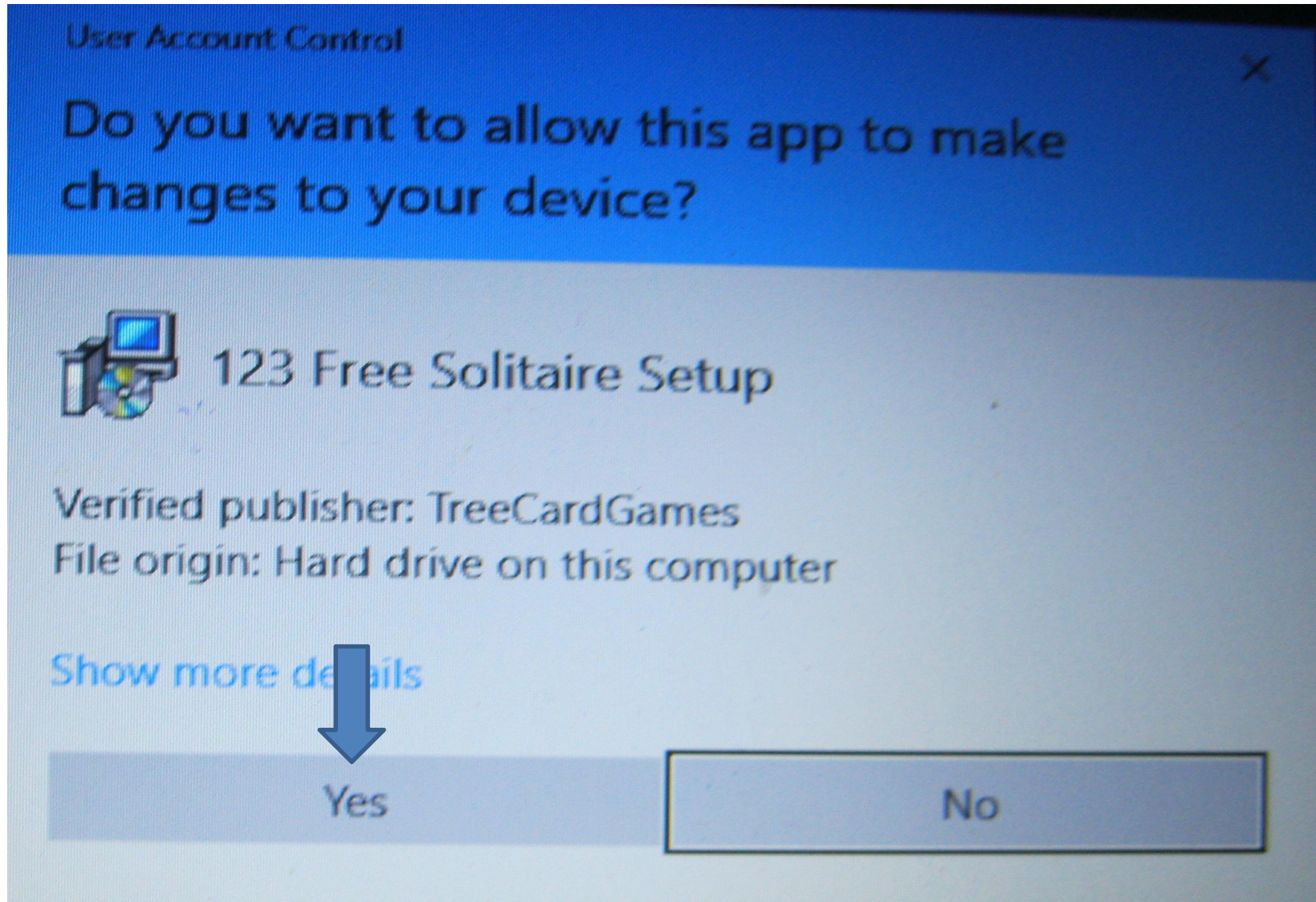
The screenshot shows a web browser window with the URL <https://www.123freesolitaire.com/download.htm>. The page features the '123 FREE SOLITAIRE' logo, a navigation menu with buttons for 'Free Download', 'Play Online', 'Features', 'Screenshots', 'Awards', 'What's New', and 'Home', and a promotional banner for 'The Free Solitaire Enjoyed by Millions of Players!'. Below the navigation is a section titled '123 Free Solitaire - Download' containing a comparison table. A large blue arrow points to the 'Free Download' button in the table.

Features	123 Free Solitaire (Windows 7/10)	123 Free Solitaire in the Microsoft Store
Completely Free	<a href="#">Free Download</a>	 Get it from Microsoft
<b>Number of Games</b> Total number of games	12	12
<b>Spider solitaire</b> Number of variations	3	3
<b>FreeCell</b> Number of variations	1	1
Select a FreeCell game number	–	Yes
<b>Klondike</b> Number of variations	2	2
<b>Other games</b>	6	6
Unlimited Undo & Redo	One level	Unlimited
Available Card Sets	3	6
Game Statistics	–	Yes
Achievements	–	Yes

- A new window opens in the bottom left and I recommend you click on the download icon, as I did and you see a list and I recommend you click on Open next is what happens.



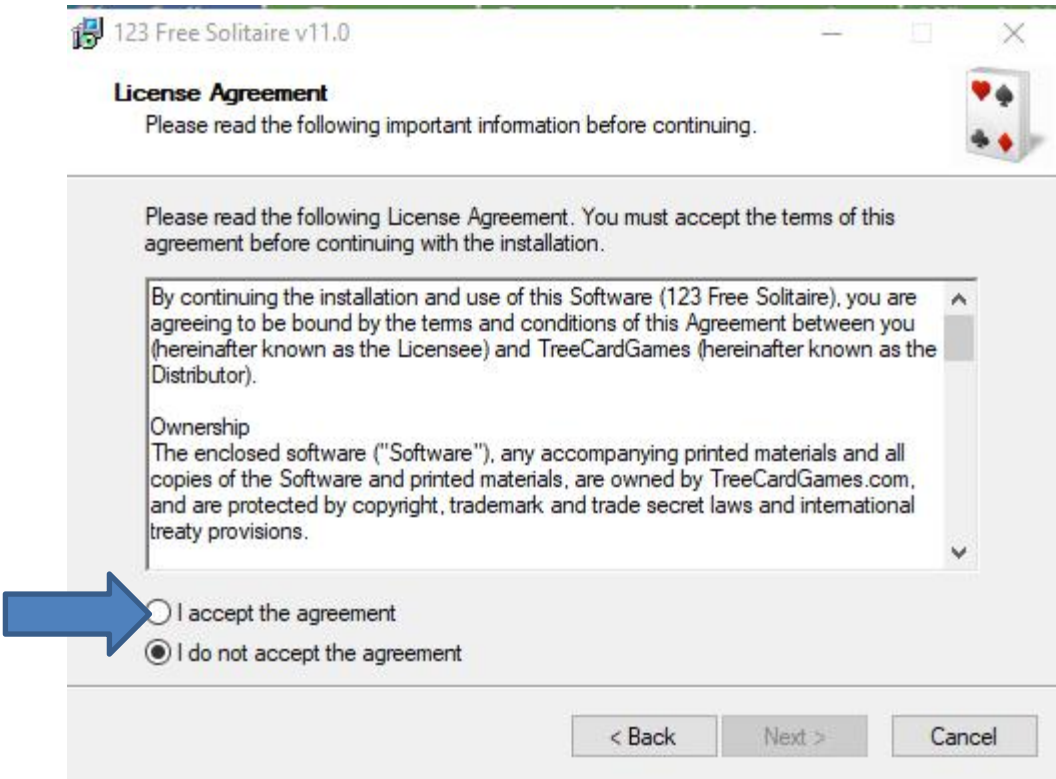
- Window closes and a new window opens and you click on Yes and next is what happens.



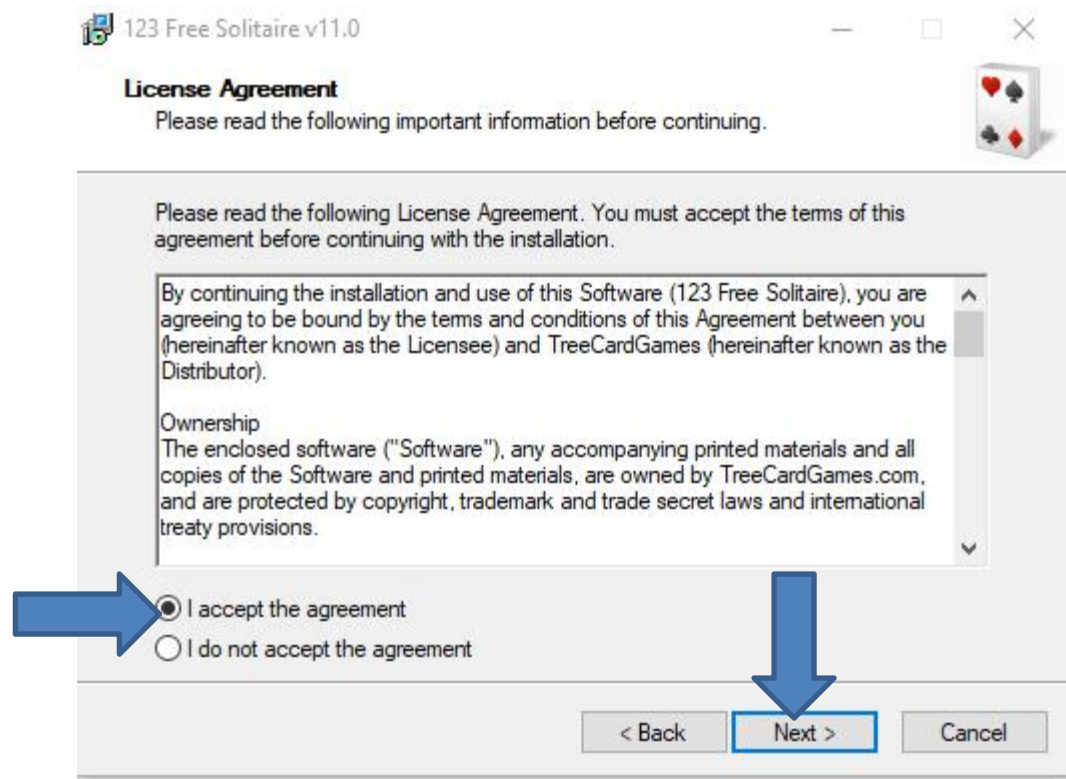
- **Window closes and a new window opens. Then click on Next and next is what happens.**



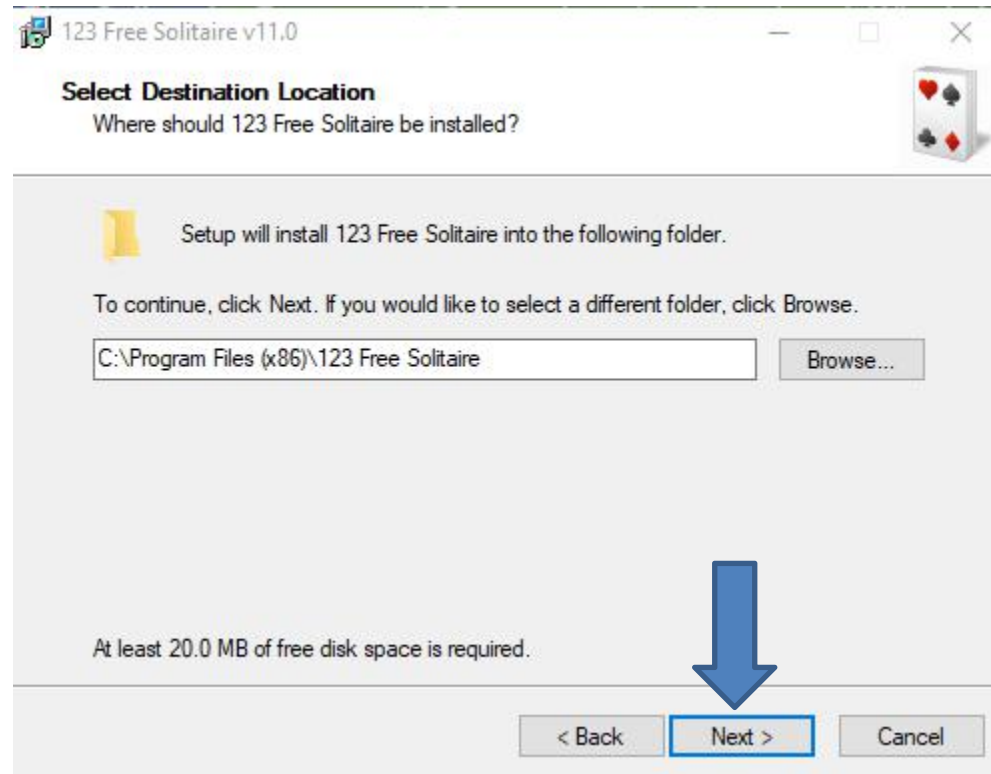
- **Window changes and I recommend you click on the box left of I accept the agreement. Next is a sample of click the box.**



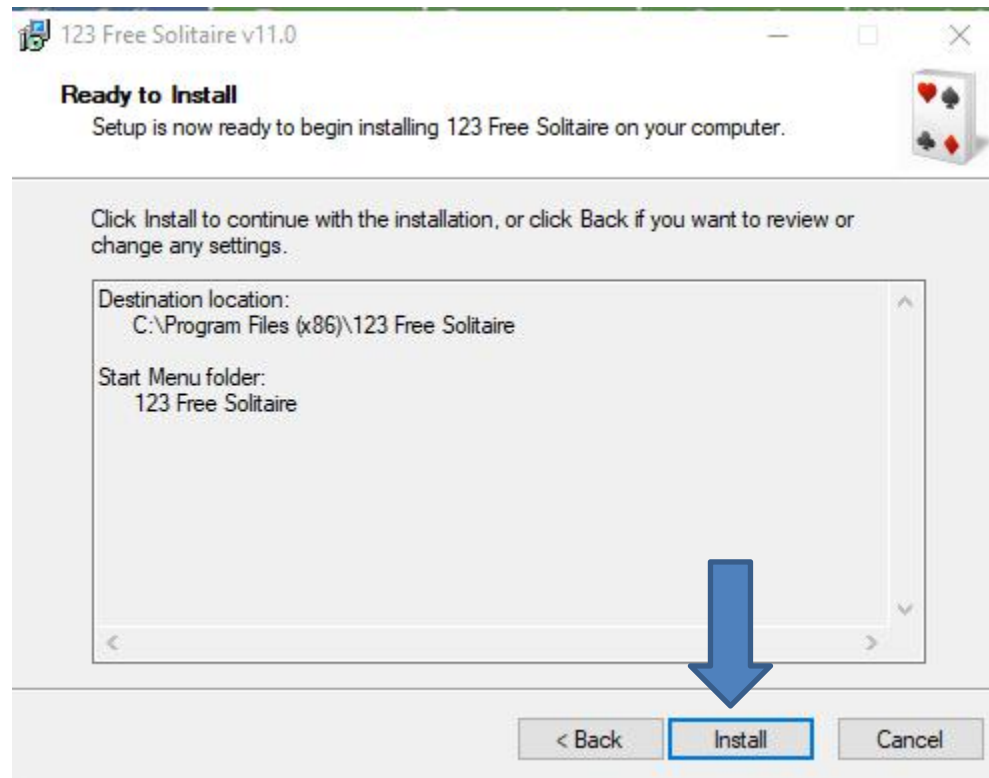
- Here is a sample of checking the box. Then click on Next again and next is what happens.



- **Window changes and then click on Next again and next is what happens.**

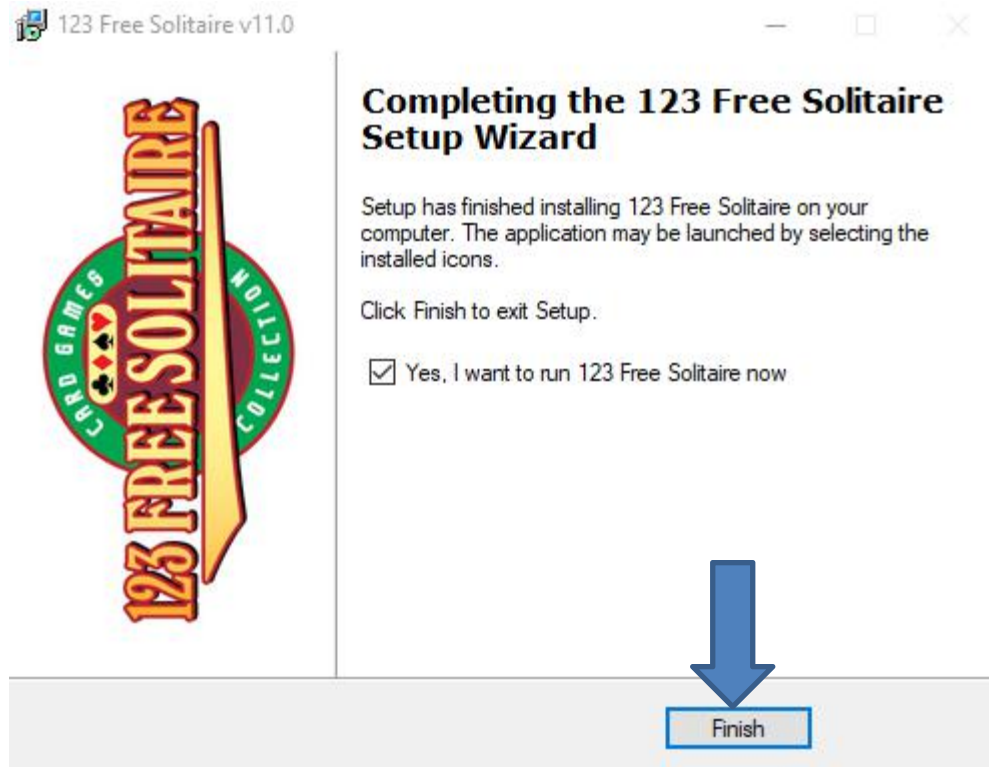


- **Window changes and then click on Install and next is what happens.**





- It is in process and the window changes and you see it is Finish and the box left of is checked. When you click on Finish the game opens, which is next.



- Window closes and the game opens. To play you have to click on OK and next is what happens.




Select a Solitaire

- Diplomat
- Flower Garden
- Forty Thieves
- FreeCell
- Golf A-K
- Klondike
- Klondike by Threes
- Pyramid
- Spider
- Spider One Suit
- Spider Two Suits
- Yukon
- More Free Games

**SolSuite**  
The World's Most Complete Solitaire Collection  
Play more than 680 Solitaire Games with 60 Card Sets, 300 Card Backs, 100 Backgrounds!  
[Play SolSuite now!](#)

### Klondike by Threes



Decks: 1

Game time: ★★★ Medium

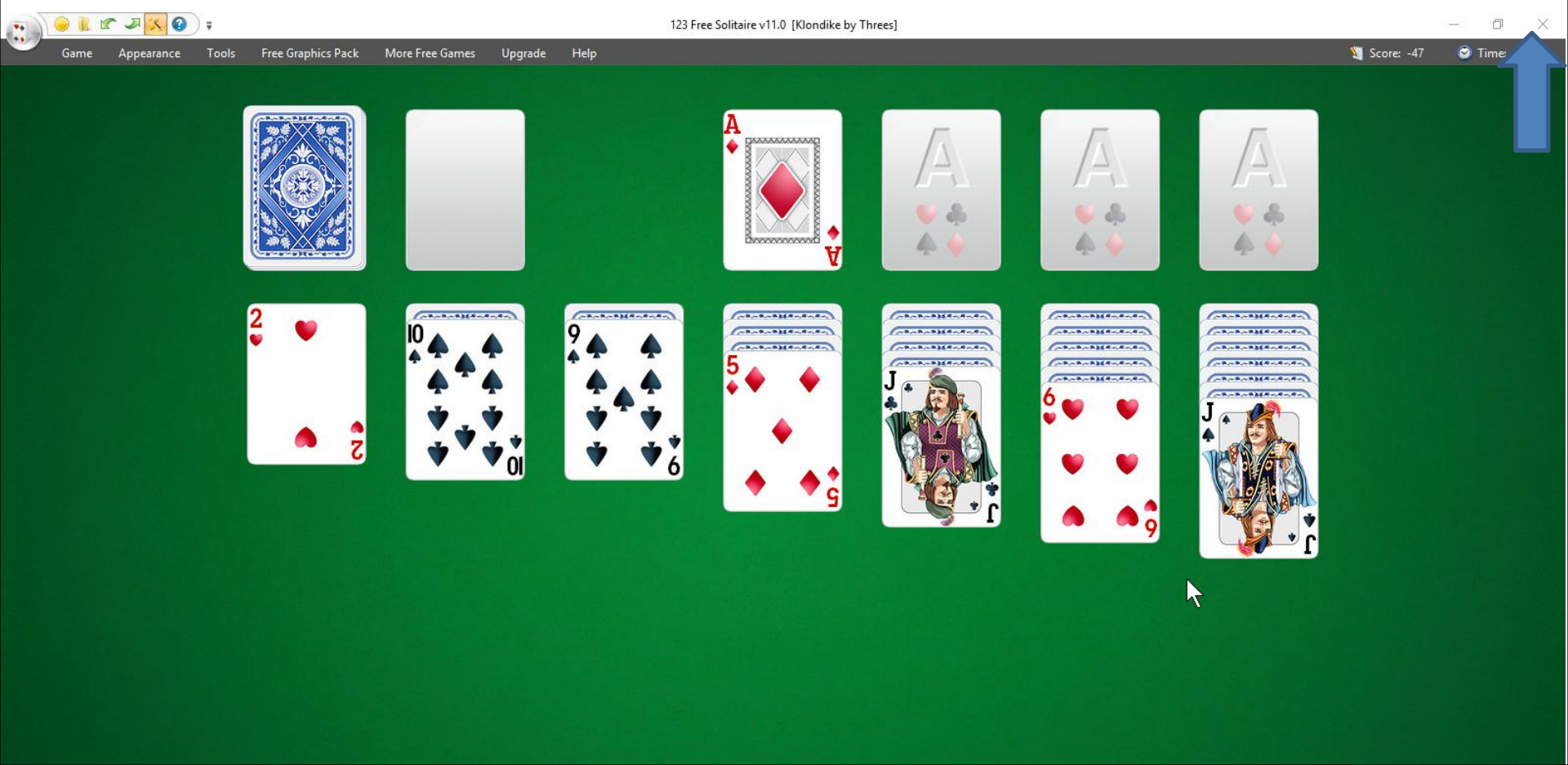
Difficulty level: ★★★ Easy

Skill level: ★★★ Mostly chance

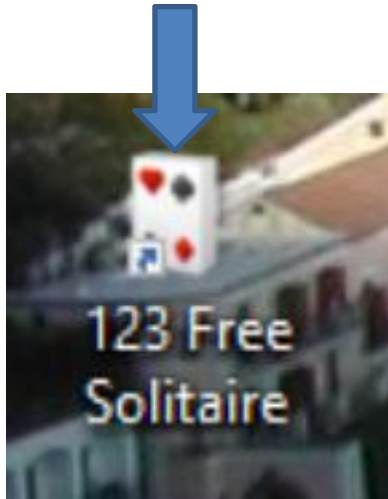
Chance of winning: ★★★ Medium (1 in 8 - 12.5%)

OK Cancel

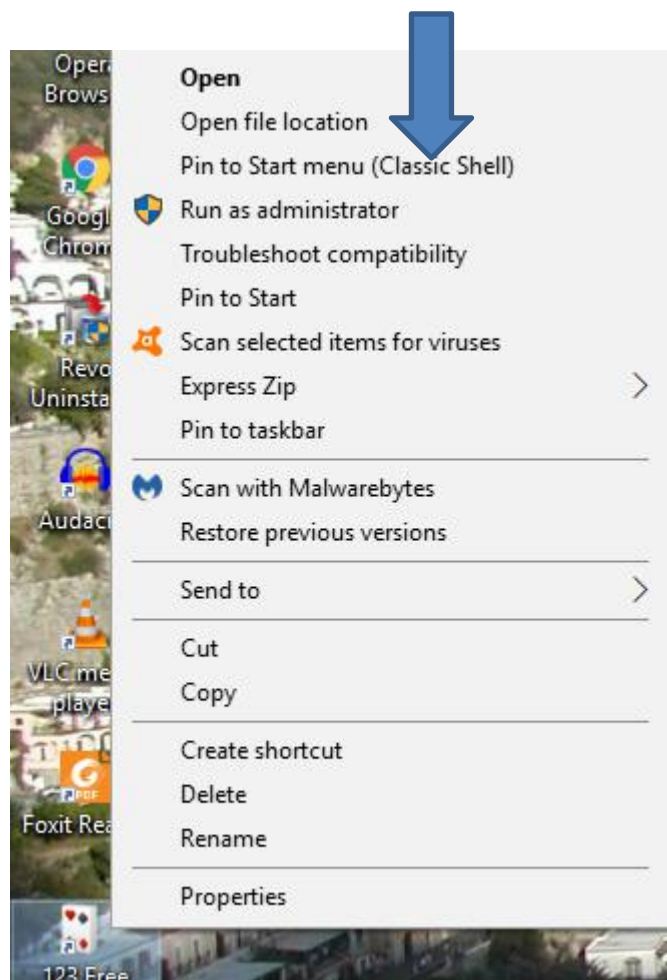
- It starts playing and it is always different. Once you finish you can click on X in the upper right to close it. When you close it and want to play again, you have to your Desktop, which is next.



- **When you close it and go to the Desktop, you see the 123 Free Solitaire Icon. I recommend you right click it and next is what happens.**

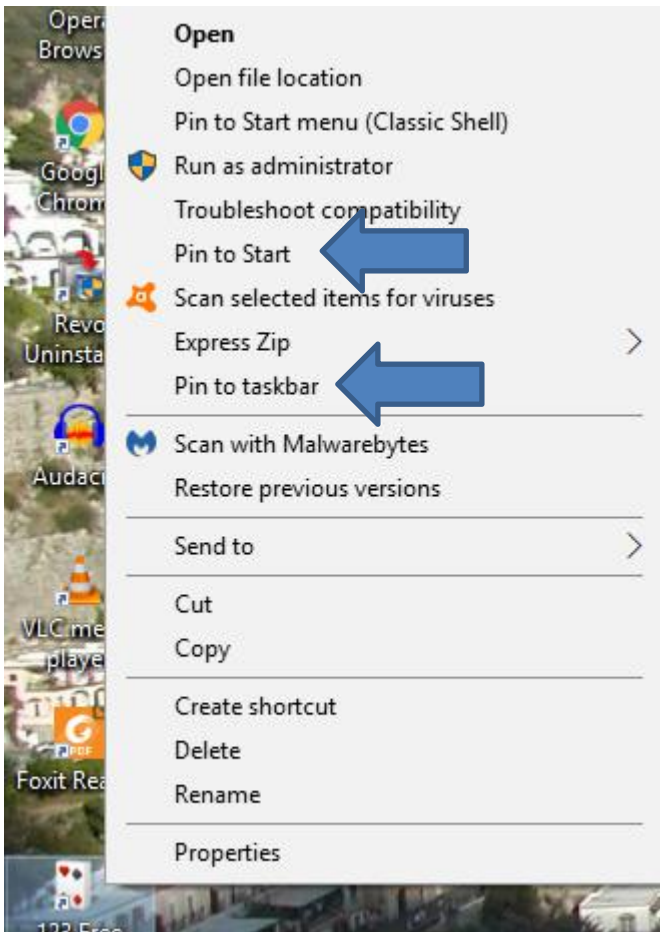


- **When you right click on it, a new window opens with a list. You have a few opens. Because I have Classic Start menu, you see Pin to Start menu (Classic Shell).**

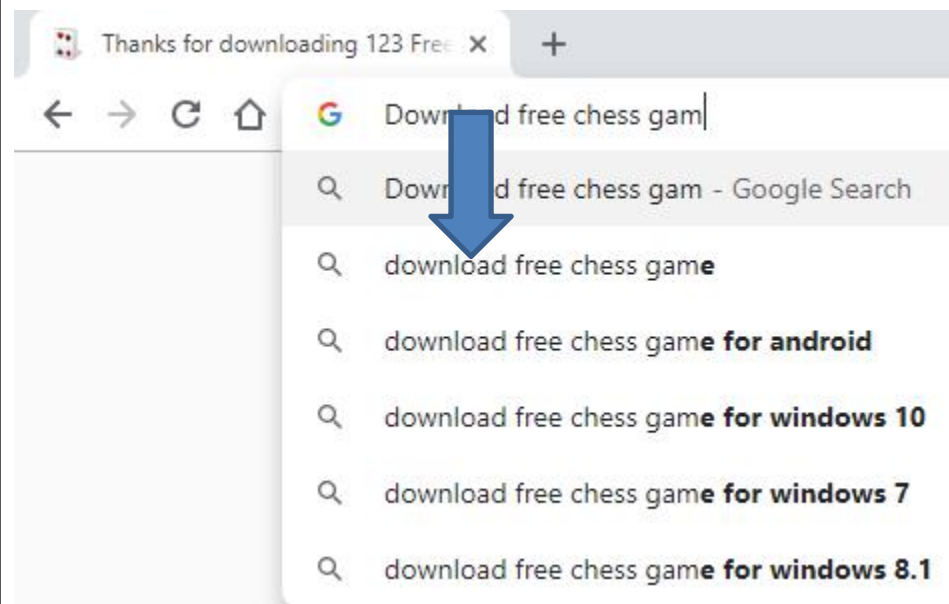


- **If you don't have Classic Start menu, I recommend you download it from [ninite.com](http://ninite.com).**
- **When you hover over Courses in my Website you Ninite. When you click on it the Ninite page has a Video that shows you how to download Classic Start menu and other programs. Next is the other options.**

- You have two options. The first option is Pin to Start, which is Windows 10 Start menu, which is not easy.
- The second option is in to taskbar, which I recommend.
- Next is typing in Chess.



- I started typing Download free chess game and you see a list again. If not, type in the full one and click on the enter. Because I have a list, I decided to click on download free chess game and next is what happens.



- **Page changes to Websites.** I clicked on the Free Chess - Download website and next is what happens.

The image shows a screenshot of a Google search page. The search bar contains the text "download free chess game". Below the search bar, the "All" tab is selected, and a blue arrow points to the first search result. The search results are as follows:

About 57,000 results (0.52 seconds)

**Free Chess - Download**  
<https://free-chess.en.softonic.com> › Windows › Games › Board ▼  
Free Chess, free and safe download. Free Chess latest version: Free Chess - Indulge Your Inner Tactician. Quite possibly the oldest strategy game in existence, ...

**Download Free Chess - free - latest version**  
<https://free-chess.en.softonic.com> › Windows › Games › Board › Free Chess ▼  
Download Free Chess for Windows now from Softonic: 100% safe and virus free. More than ... Chess Free! Fun and Free Chess Game for Personal Computers.

**Chess Free - Apps on Google Play**  
<https://play.google.com/store/apps/details?id=uk.co.aifactory.chessfree&hl=en...> ▼  
Top Developer (awarded 2011, 2012, 2013 and 2015) ☆ Chess Free is the best free Chess game on Android and is currently the highest ranked (at time of ...



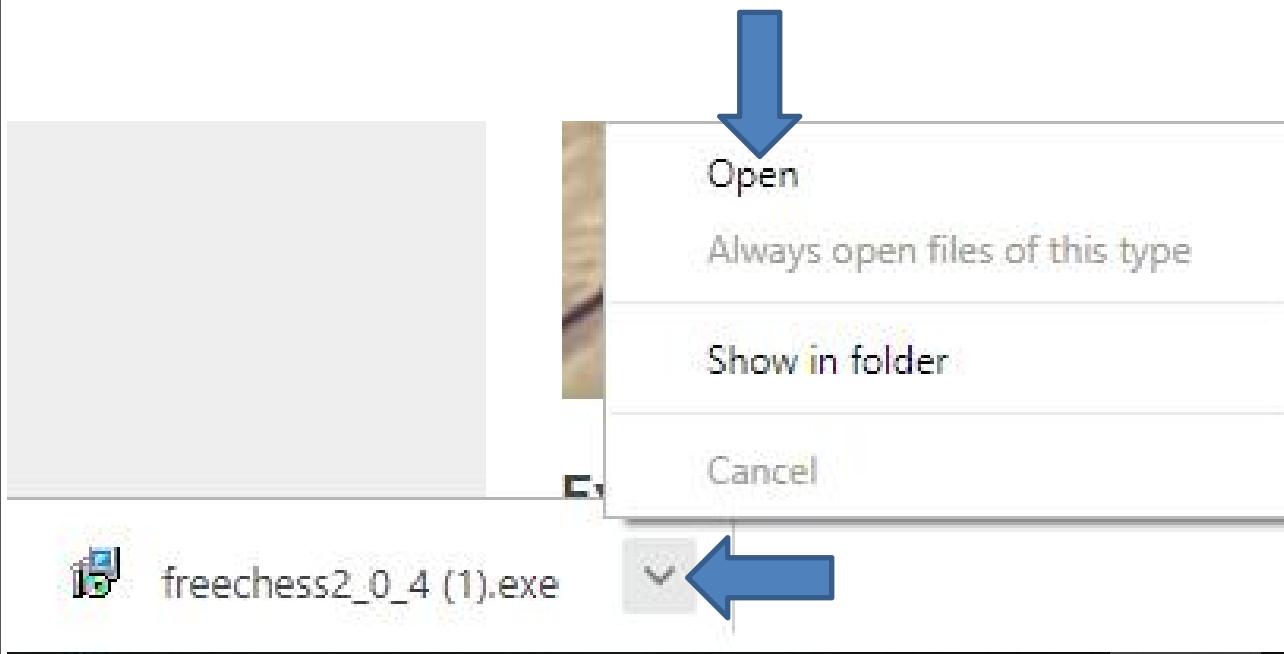
- Page changes to the website. I clicked on Free Download, and next is what happens.

The screenshot shows a web browser window with the address bar displaying `https://free-chess.en.softonic.com`. The browser's address bar includes navigation icons and a search bar. Below the address bar is a green banner with the text "Firefox. Browse 2X Faster. Fast, free and for the people." and a blue "Download" button. The main navigation bar is blue and contains the "softonic" logo, menu items "APPS", "GAMES", "ARTICLES", "DEALS", and "SOLUTIONS", a search bar, and icons for Windows and user profile. The main content area features a large advertisement for "figleaf" with the headline "PRIVACY ON YOUR OWN TERMS. IT'S TIME." and a list of three steps: "1. Get to know your risks.", "2. Take back control.", and "3. Enjoy calling the shots." A blue arrow points from the "Download Now" button in the ad to a green button labeled "Free Download for Windows" with a download icon. Below this button is a circular progress indicator showing "7" out of "10" steps. To the right, another advertisement shows a green button labeled "START NOW" with an orange arrow pointing down to it. The page also includes a breadcrumb trail: "Home > Windows > Games > Board > Free Chess" and a product title "Free Chess for Windows" with a chess knight icon. A short description follows: "Free Chess - Indulge Your Inner Tactician. Quite possibly the oldest strategy game in existence, chess has been with us for centuries if not."

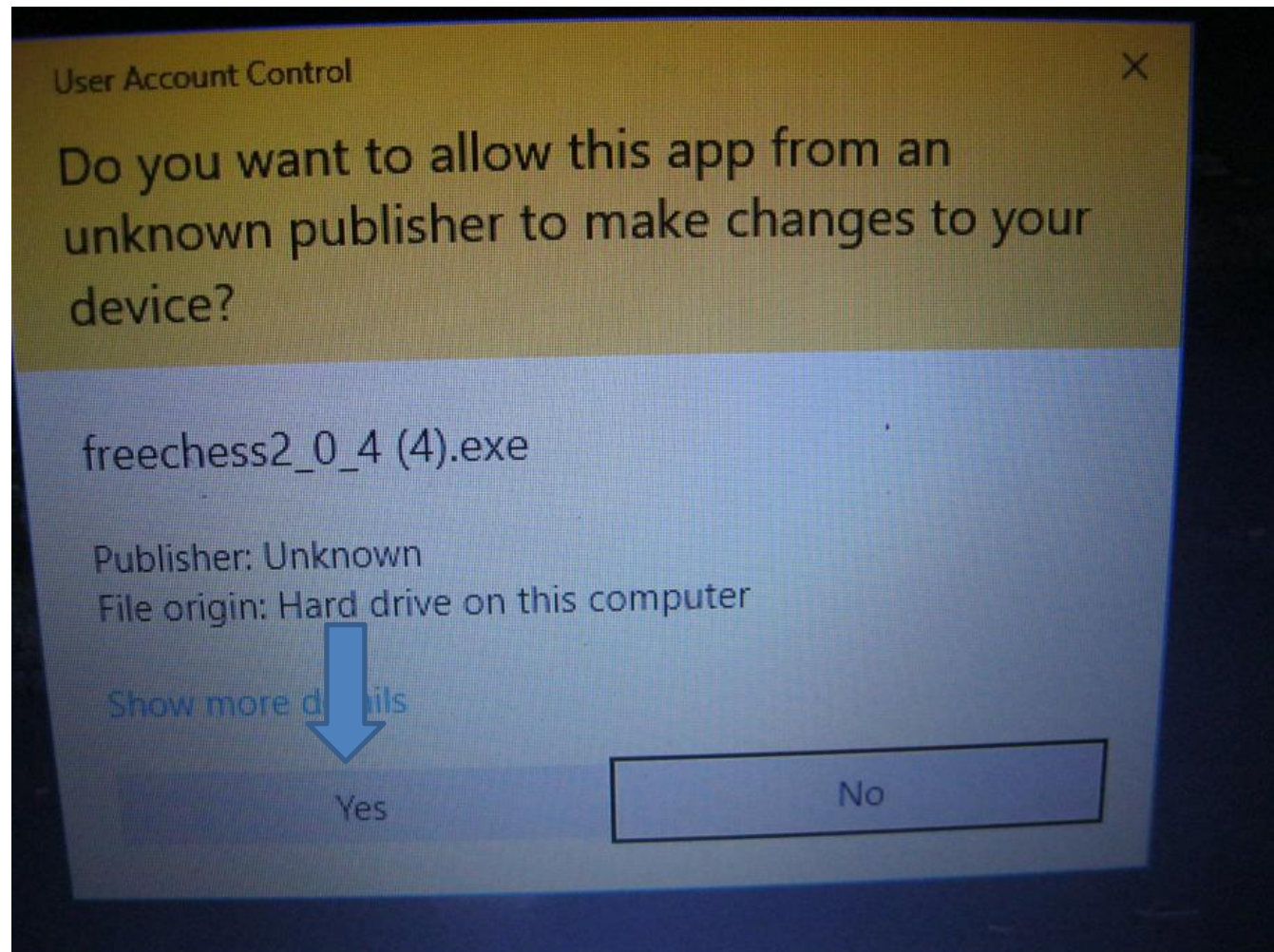
- Page changes and I clicked on Alternative Download and next is what happens.

The screenshot shows a web browser window with the URL <https://free-chess.en.softonic.com/download>. The browser's address bar and the website's navigation menu are visible. The website's header includes the Softonic logo and navigation links for APPS, GAMES, ARTICLES, DEALS, and SOLUTIONS. A green banner at the top of the page contains the text "Firefox. Browse 2X Faster. Fast, free and for the people." and a "Download" button. Below the banner, a large green button labeled "START NOW" is prominently displayed. To the right of this button, a section titled "3 Easy Steps:" lists the following instructions: 1) Click 'Start Now', 2) Download on our website!, and 3) Get access to your inbox. Below the "START NOW" button, a breadcrumb trail reads: Home > Windows > Games > Board > Free Chess > Download. The main heading is "Download Free Chess for Windows", accompanied by a chess knight icon. Below the heading, there are three green checkmarks indicating: "Compatible with your OS", "Free Download", and "In English". The version number "Version: 2.0.4" is also displayed. A section titled "Sign in to start the Download" offers two options: "Sign in with Facebook" and "Sign in with Google +". Below this, a text block states "Free Chess free download. Always available from the Softonic servers" and lists three benefits: "Free & fast download", "Always available", and "Tested virus-free". At the bottom of the page, there is a section for "Alternative Chess download from external server (availability not guaranteed)" with a green button labeled "Alternative download" and a download icon. A blue arrow points from the "Alternative download" button to the "Alternative download" button in the section below.

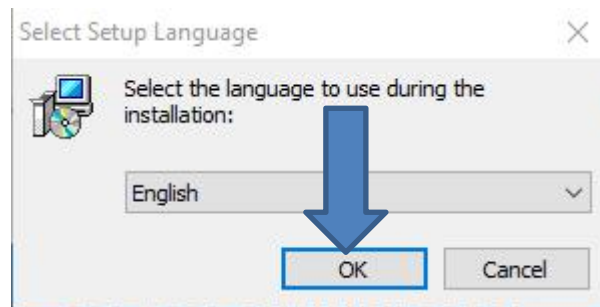
- A new window opens in the bottom left and I recommend you click on the download icon, as I did and you see a list and I recommend you click on Open next is what happens.



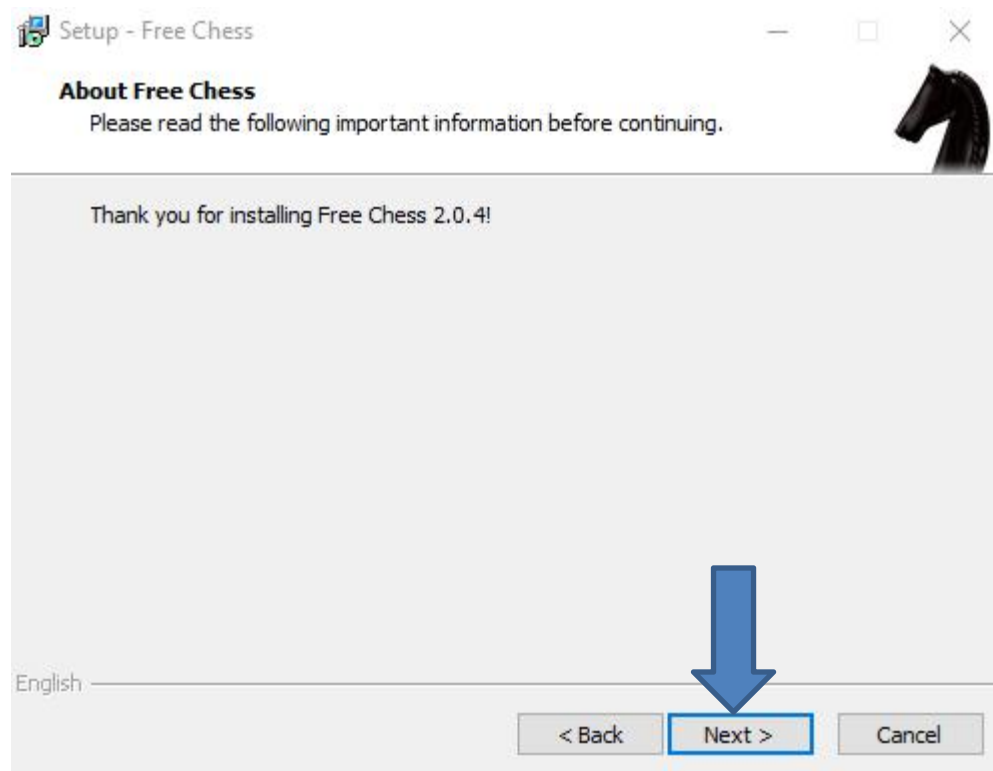
- A new window opens and click on Yes and next is what happens.



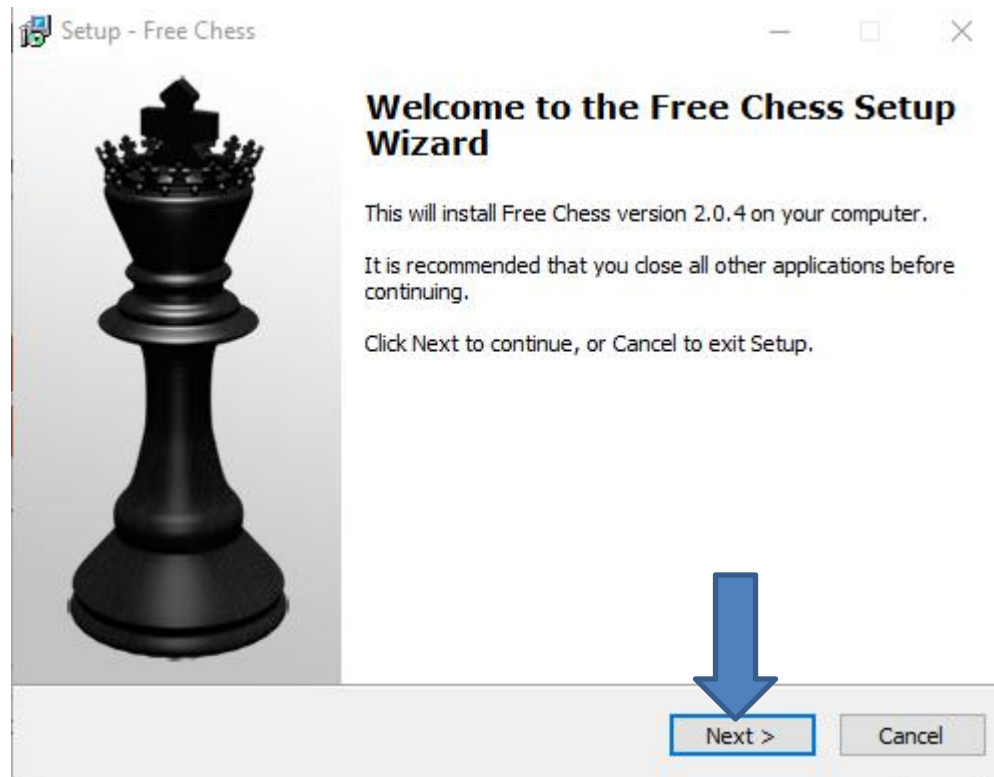
- **Window closes and a new window opens. Then click on OK and next is what happens.**



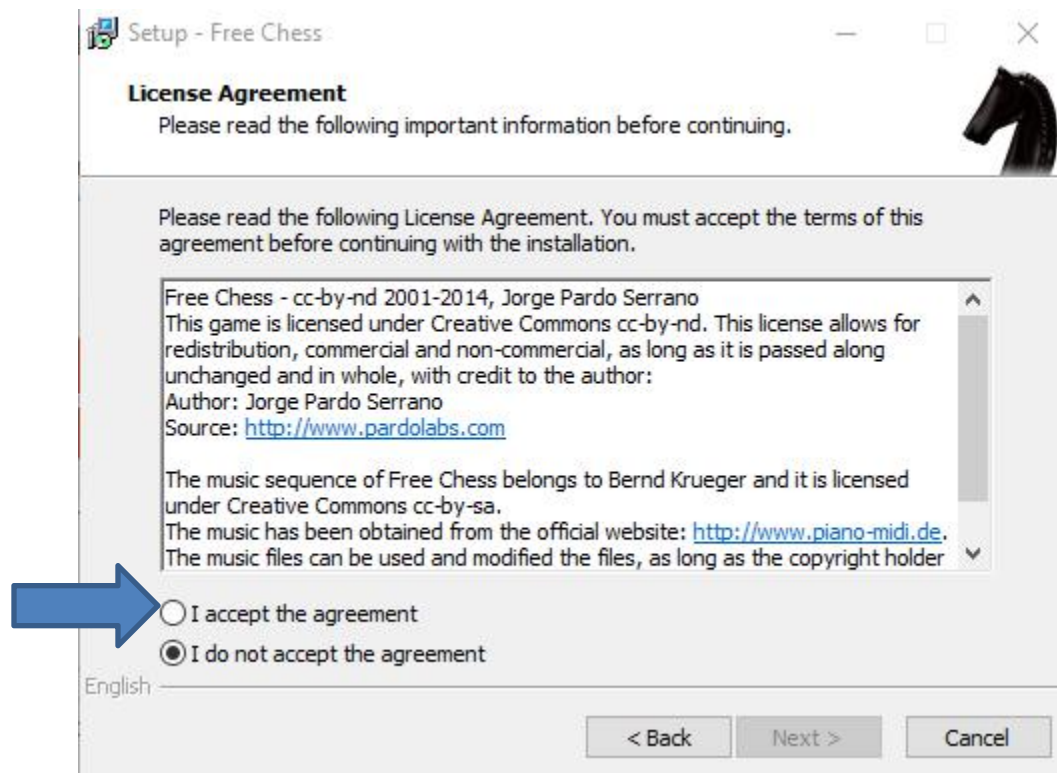
- I tried every Website and I could not download it, except the Microsoft Store Website, like I showed you in Step 1. Next is the third one.



- **Window changes and click on Next and next is what happens.**

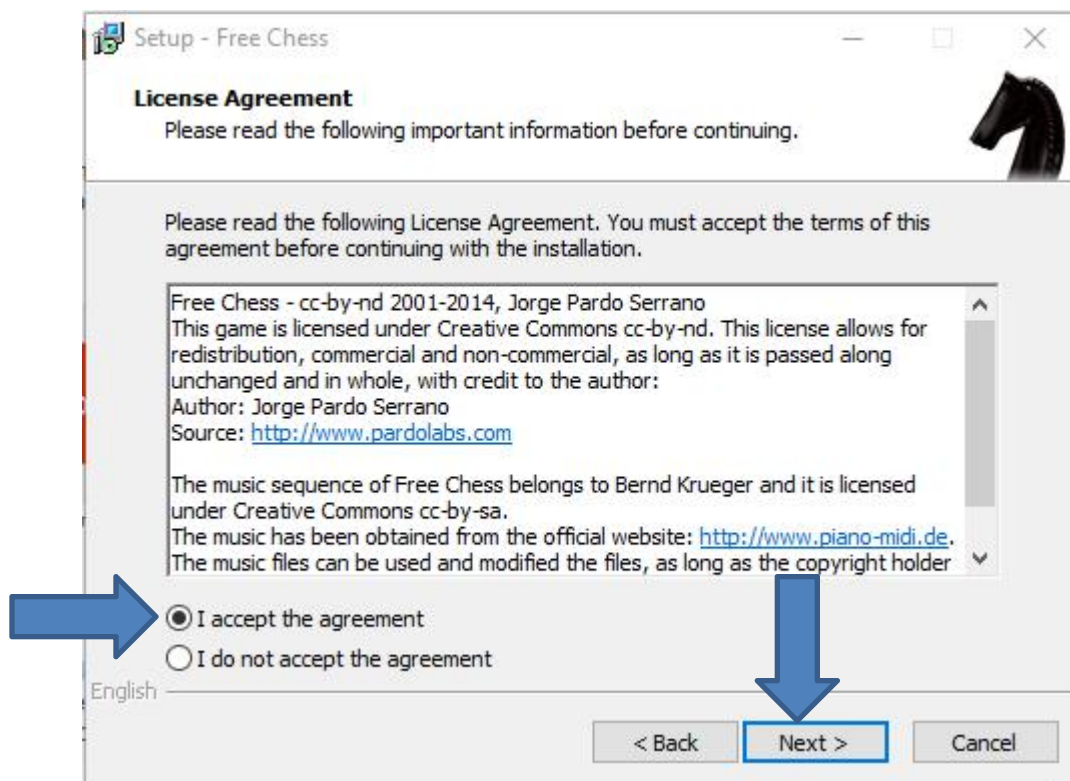


- **Window changes and I recommend you click on the box left of I accept the agreement and next is a sample.**

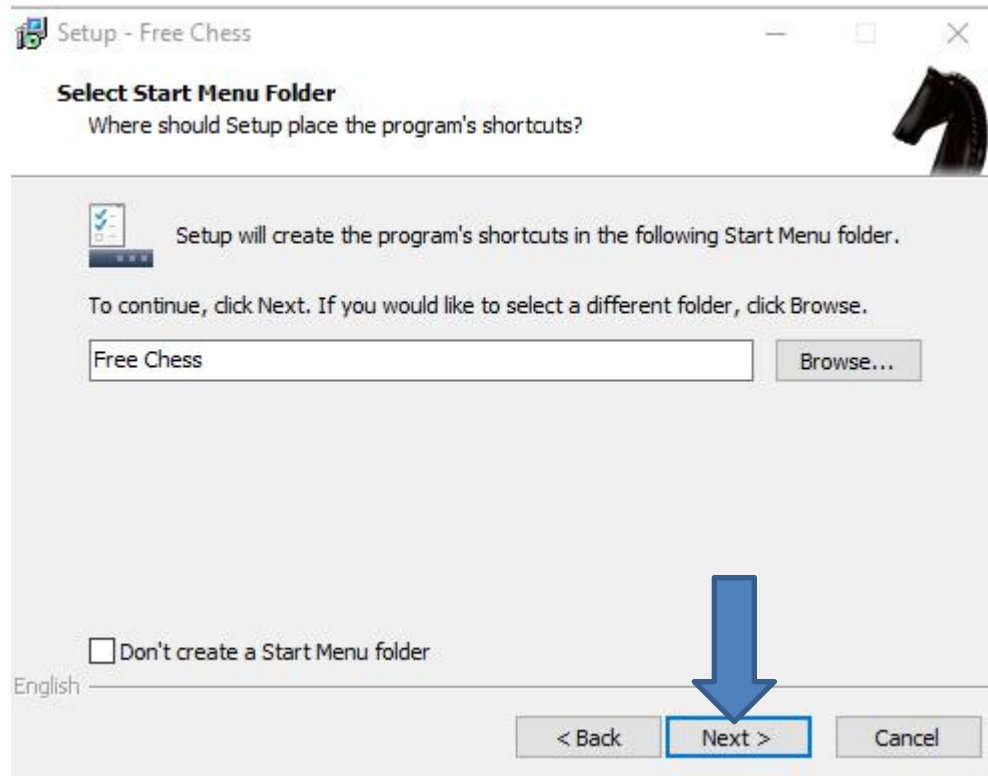




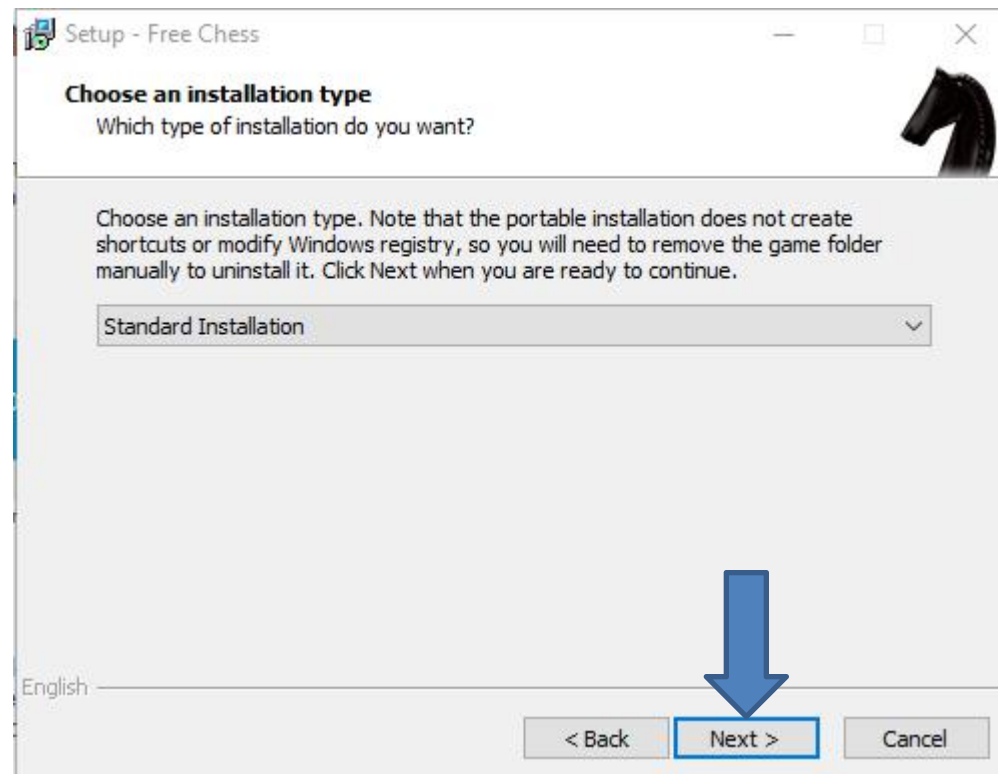
- You see the box checked and then click on Next and next is what happens.



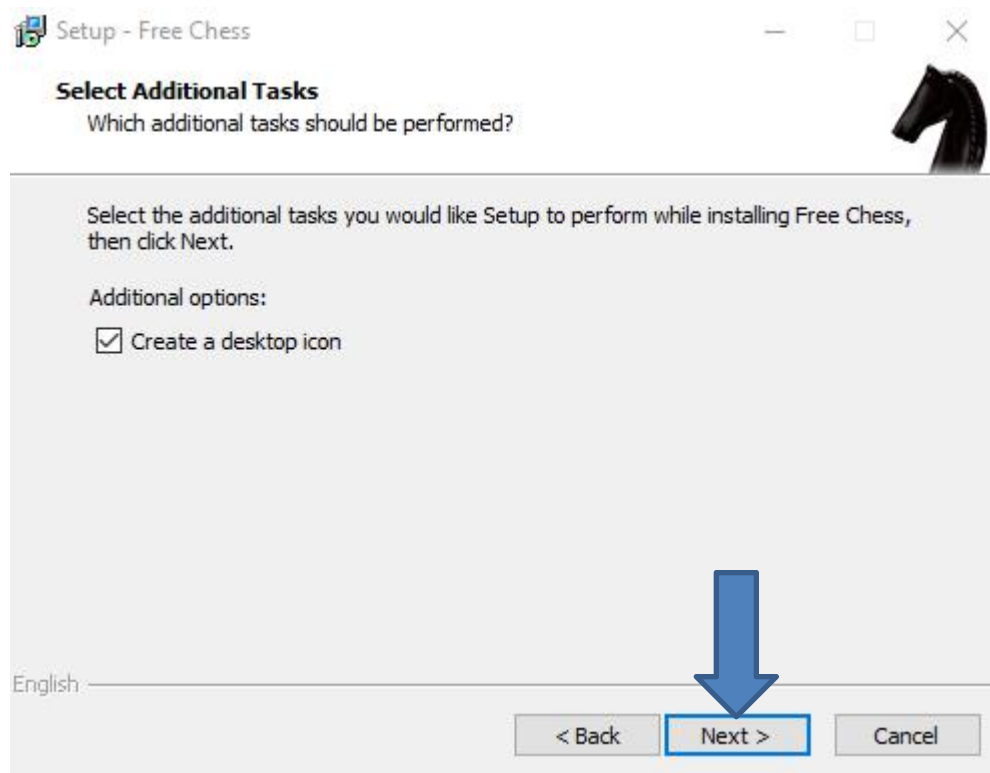
- **Window changes and then click on Next again and next is what happens.**



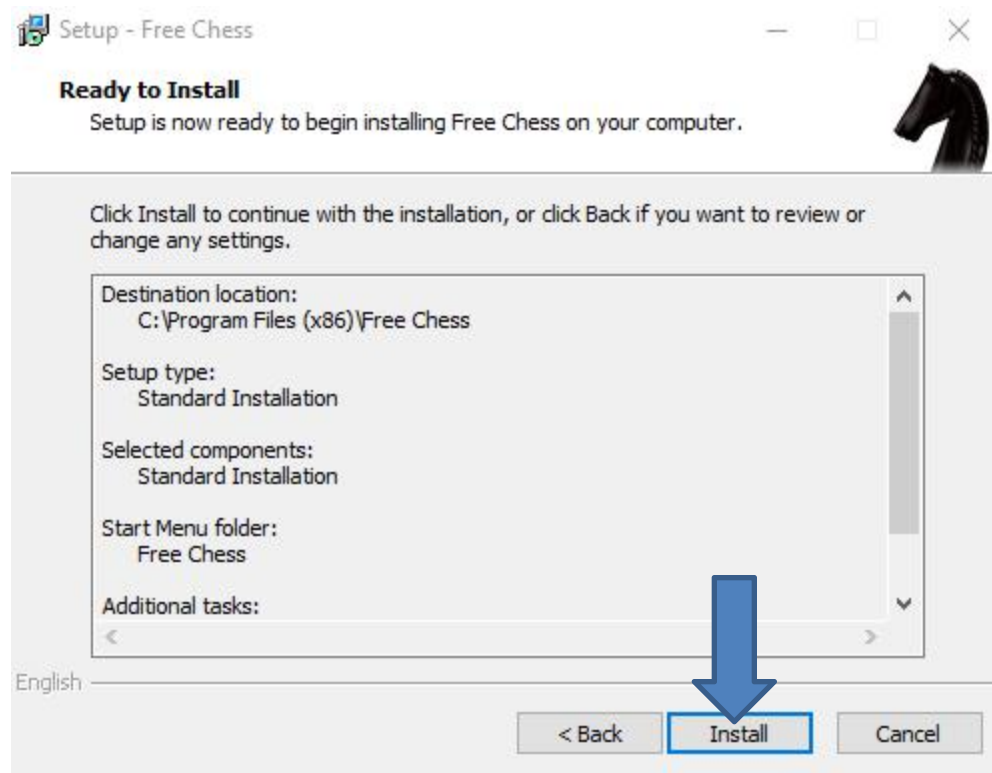
- **Window changes and then click on Next again and next is what happens.**



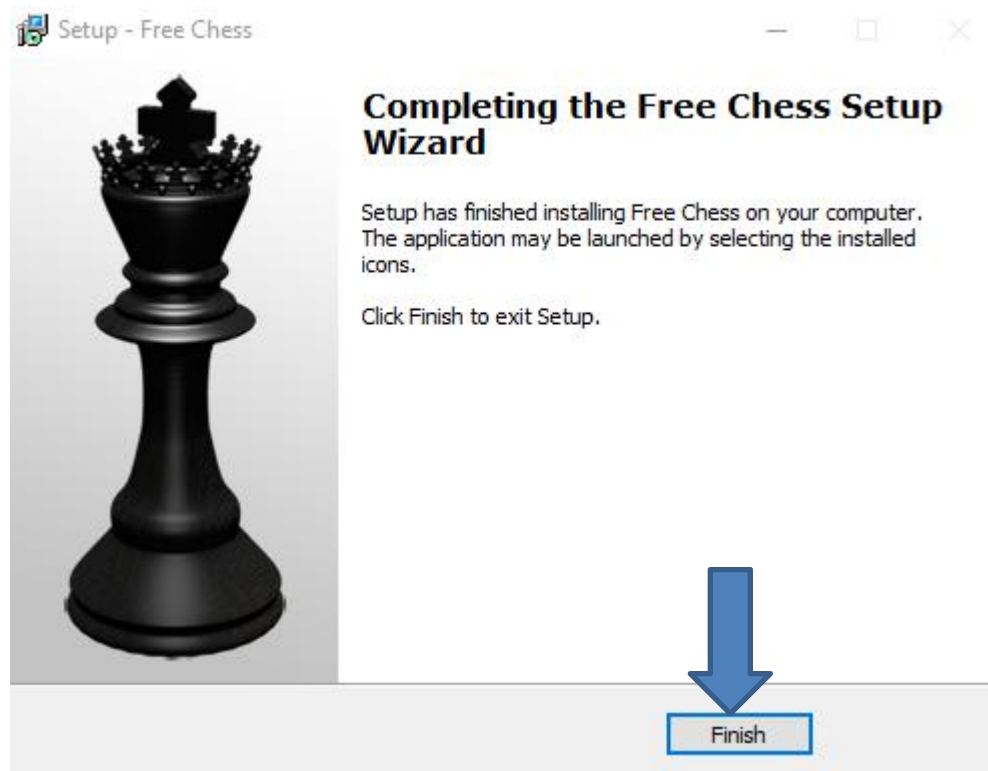
- **Window changes and then click on Next again and next is what happens.**




- **Window changes and then click on Install and next is what happens.**



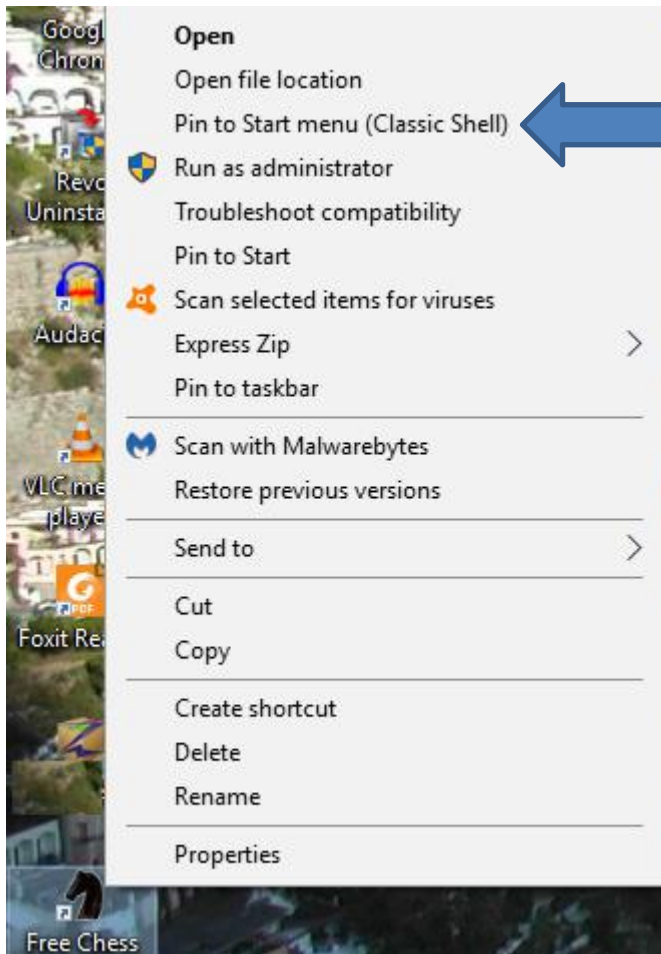
- **Window changes and then click on Finish and next is what happens.**



- **Window closes and you have to go to the Desktop and you see the Free Chess Icon. You can double click on it to open it. I recommend you right click on it and next is what happens.**

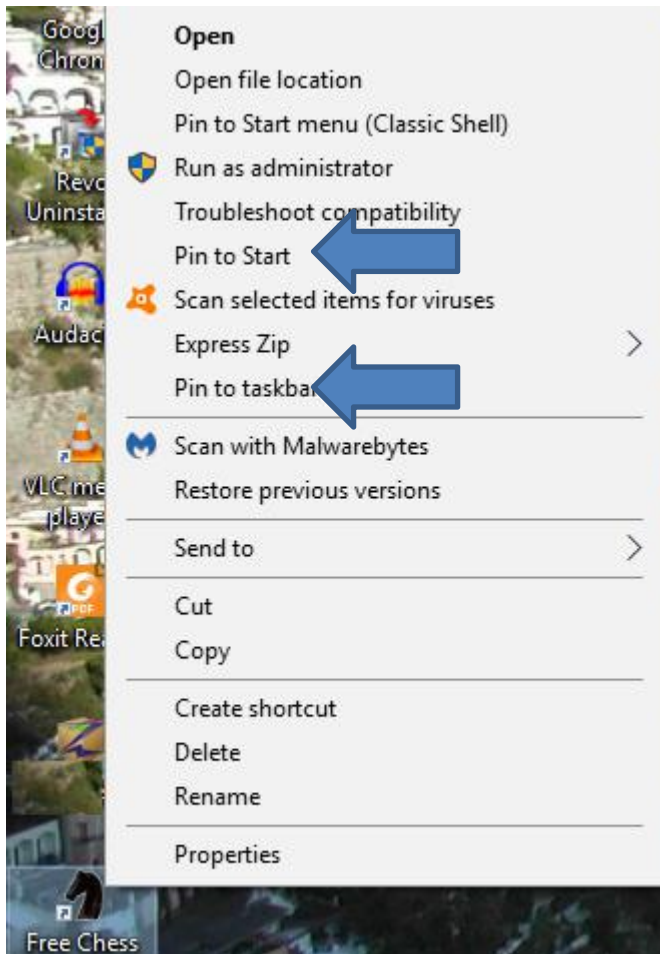


- When you right click on it, a new window opens with a list. You have a few opens. As I mentioned before, because I have Classic Start menu, you see Pin to Start menu (Classic Shell).
- If you don't have Classic Start menu, I recommend you download it from [ninite.com](http://ninite.com).
- When you hover over Courses in my Website you Ninite. When you click on it the Ninite page has a Video that shows you how to download Classic Start menu and other programs. Next is the other options.

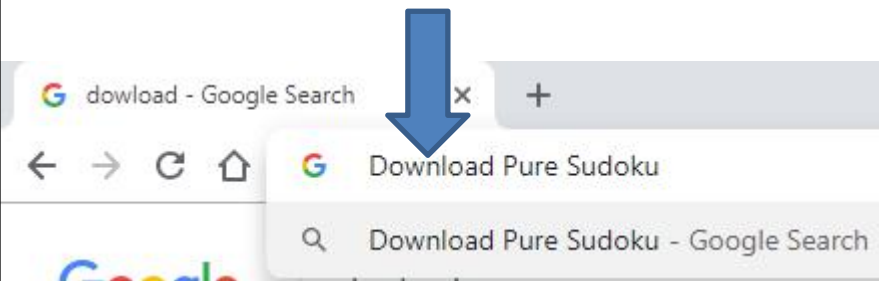




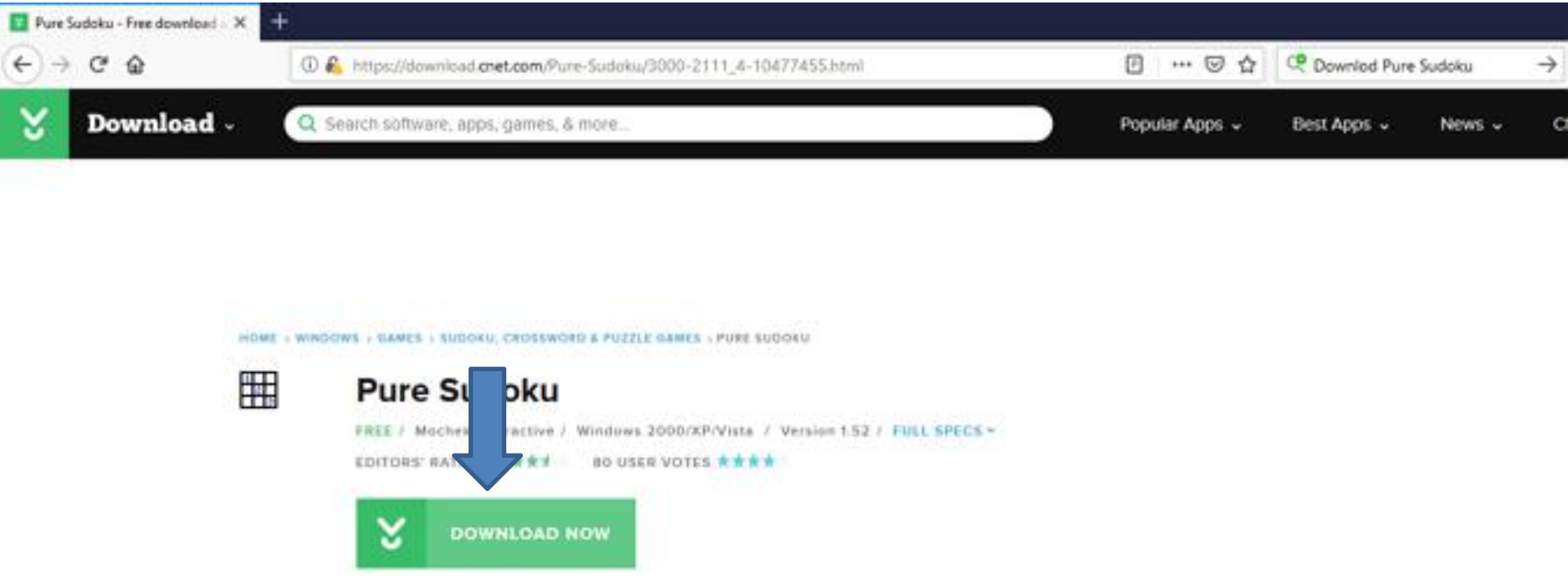
- You have two options. The first option is Pin to Start, which is Windows 10 Start menu, which is not easy.
- The second option is in to taskbar, which I recommend.
- Next is typing in sudoku.



- I decided to type Download Pure Sudoku, because that Website is the one I show you in the other Browsers. It does not show a list, that's why I click on the enter next is what happens.



- Page changes to the Website. Next is what happens when I clicked on the **DOWNLOAD NOW**.



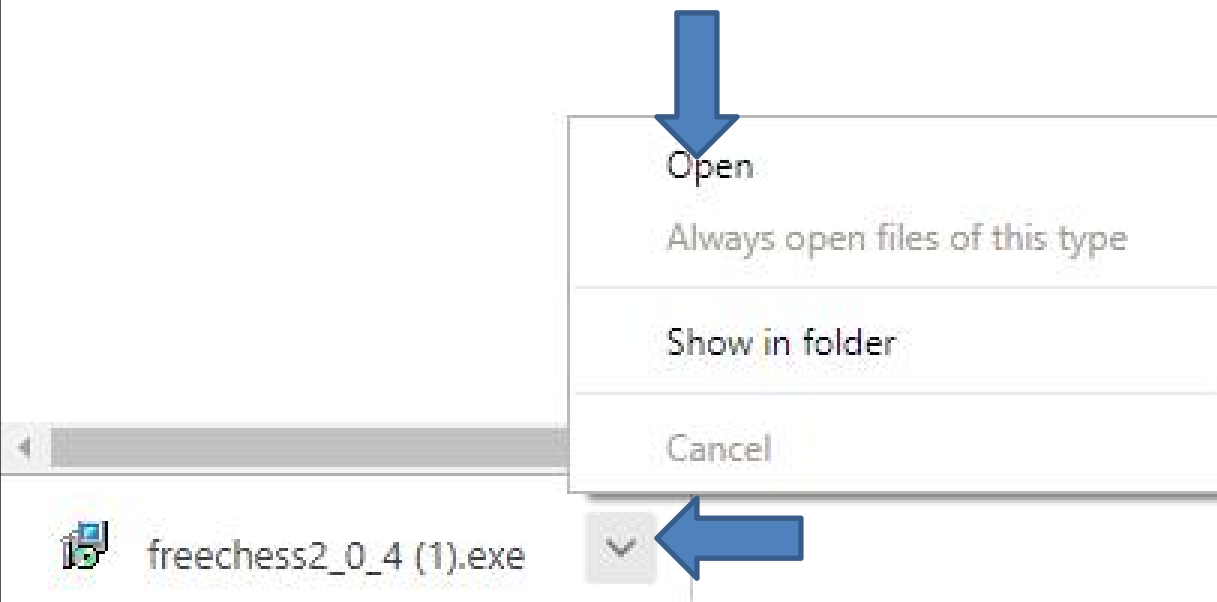
- **Page changes with Websites. Next is what happens when I clicked on Pure Sudoku - Free Download and software reviews - CNET.**

The screenshot shows a Google search interface. The search bar contains the text "Download Pure Sudoku". Below the search bar, the "All" tab is selected. The search results show "About 1,000 results (0.33 seconds)". A blue arrow points to the first search result, which is titled "Pure Sudoku - Free download and software reviews - CNET ...". The URL is "https://download.cnet.com/Pure-Sudoku/3000-2111\_4-10477455.html". Below the URL, there is a star rating of 3.8 and the text "Rating: 3.8 - 80 reviews - Free - Game". The snippet of the result reads: "Sudoku is a fun game, and thus Pure Sudoku has a lot going for it for that reason alone. ... Pure Sudoku offers four levels of difficulty, from 'very easy' to 'difficult.' ... Pure Sudoku is the free, visually and intellectually stimulating Sudoku puzzle game for your PC."

- **Window closes and in the upper right there is a download Icon again. When you click on it, like I did before, you see PureSudokuSetup.exe. I recommend you click on it and next is what happens.**



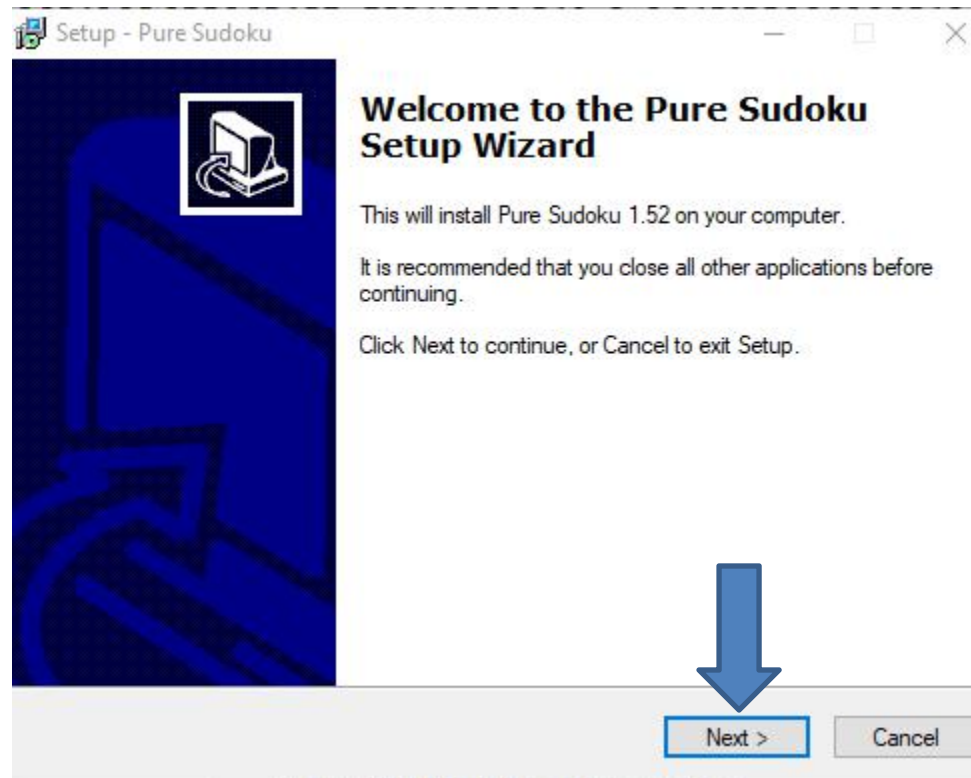
- A new window opens in the bottom left and I recommend you click on the download icon, as I did and you see a list and I recommend you click on Open next is what happens.



- **A new window opens. Sorry, I did not show the full one, but click on Yes again and next is what happens.**

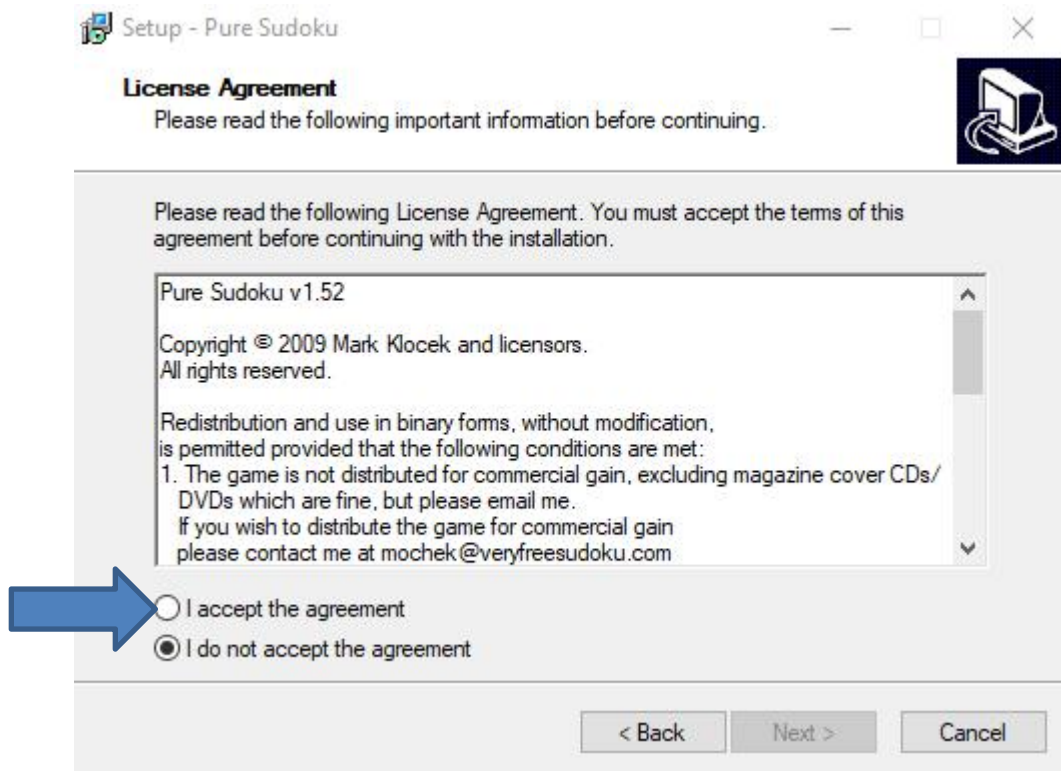


- **Window closes and a new window opens. Click on Next and next is what happens.**

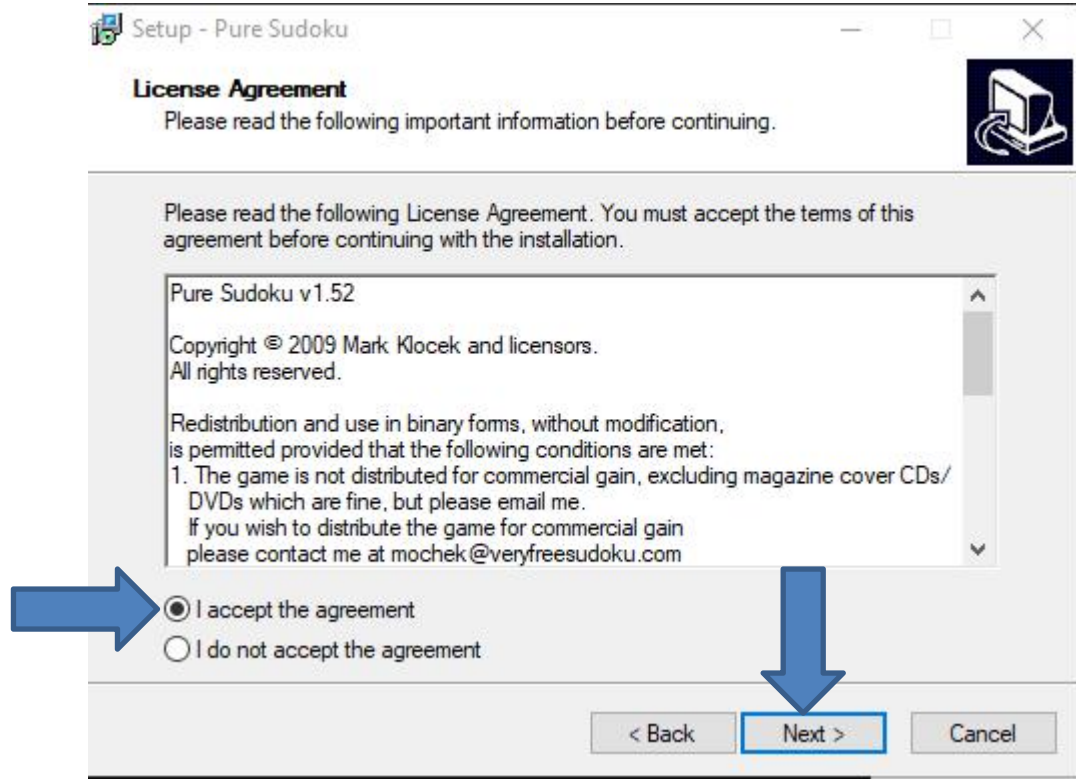




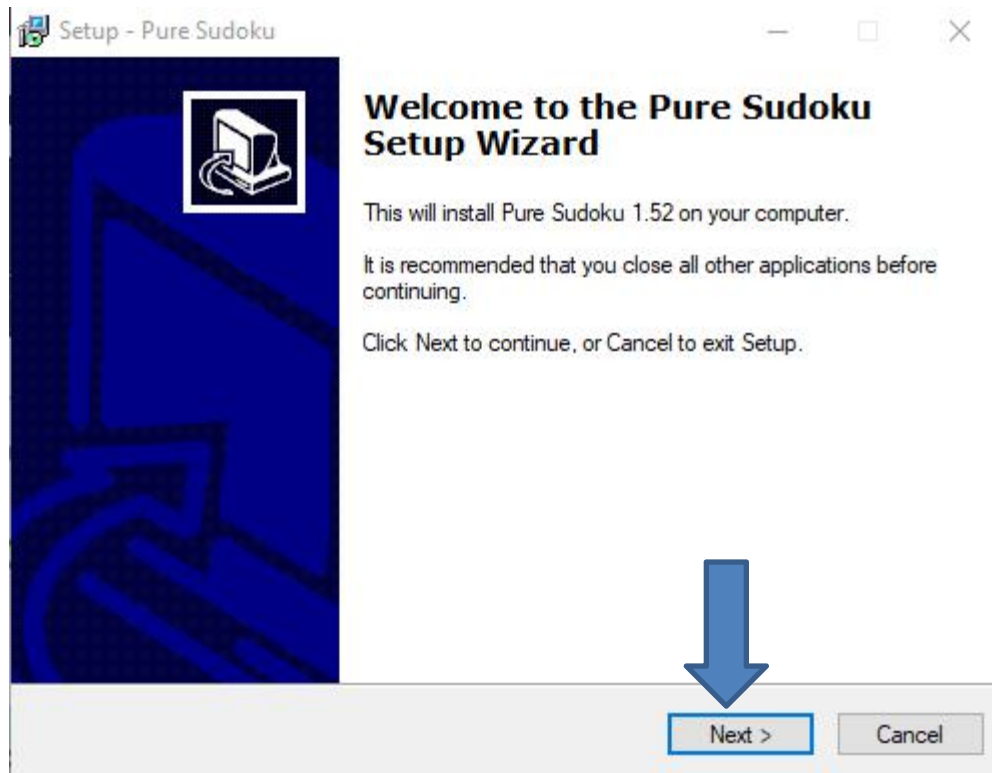
- **Window closes and a new window opens. As I mentioned before, I recommend you click on the box left of I accept the agreement and next is a sample.**



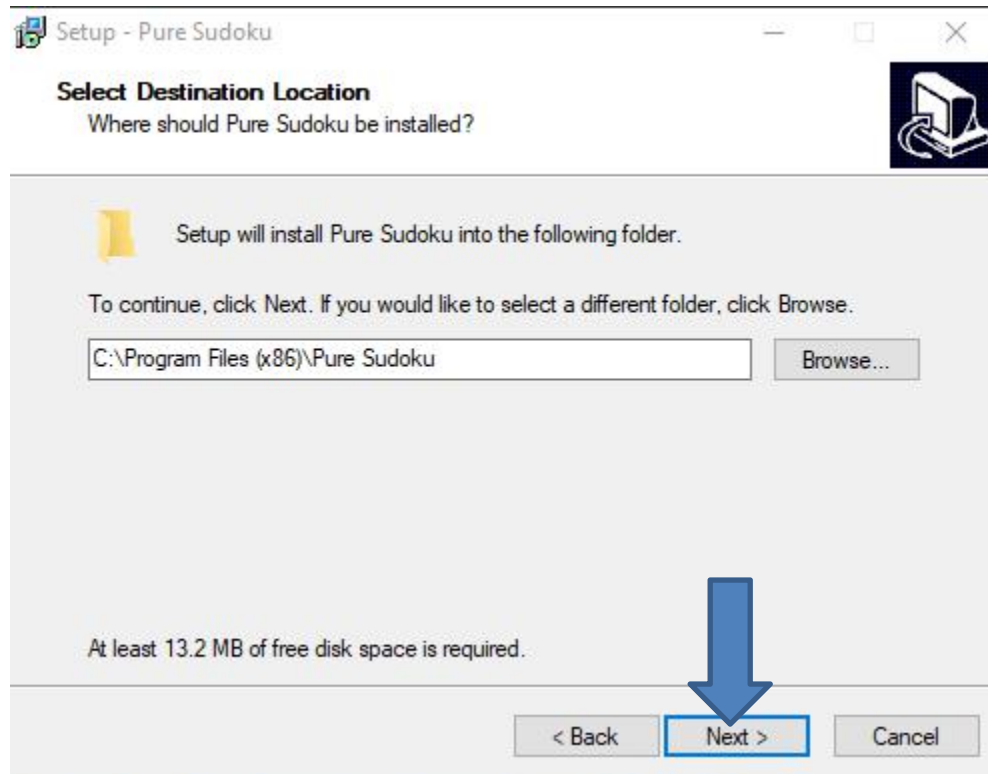
- Here is a sample of clicking on the box and then clic on Next and next is what happens.



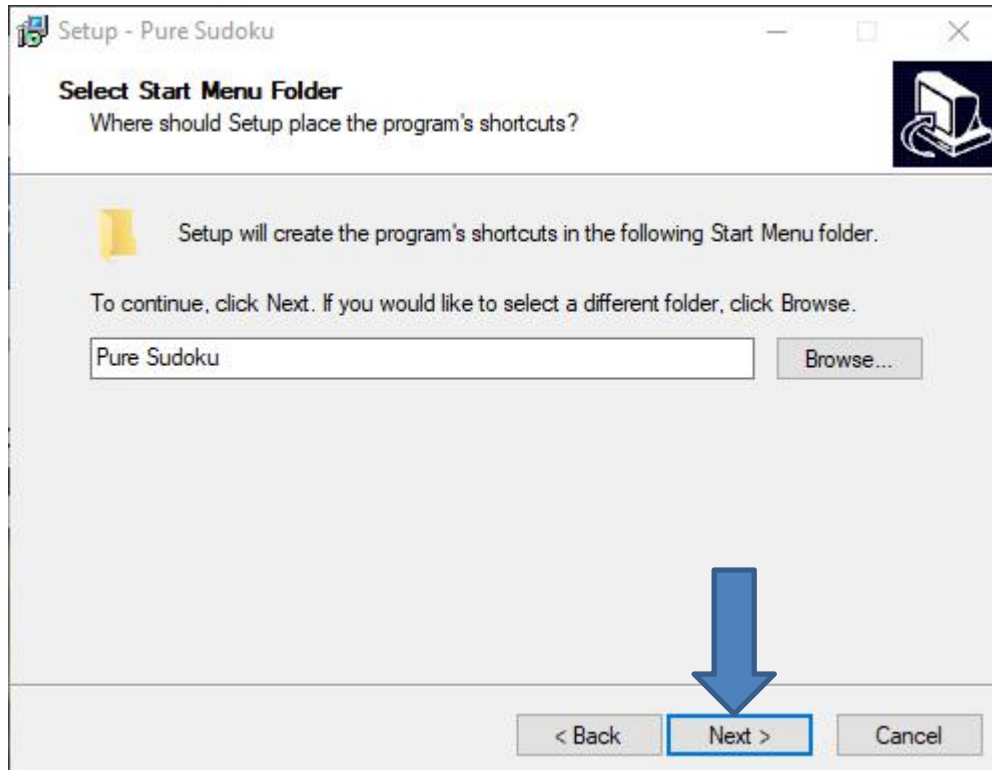
- **Window changes and click on Next again and next is what happens.**



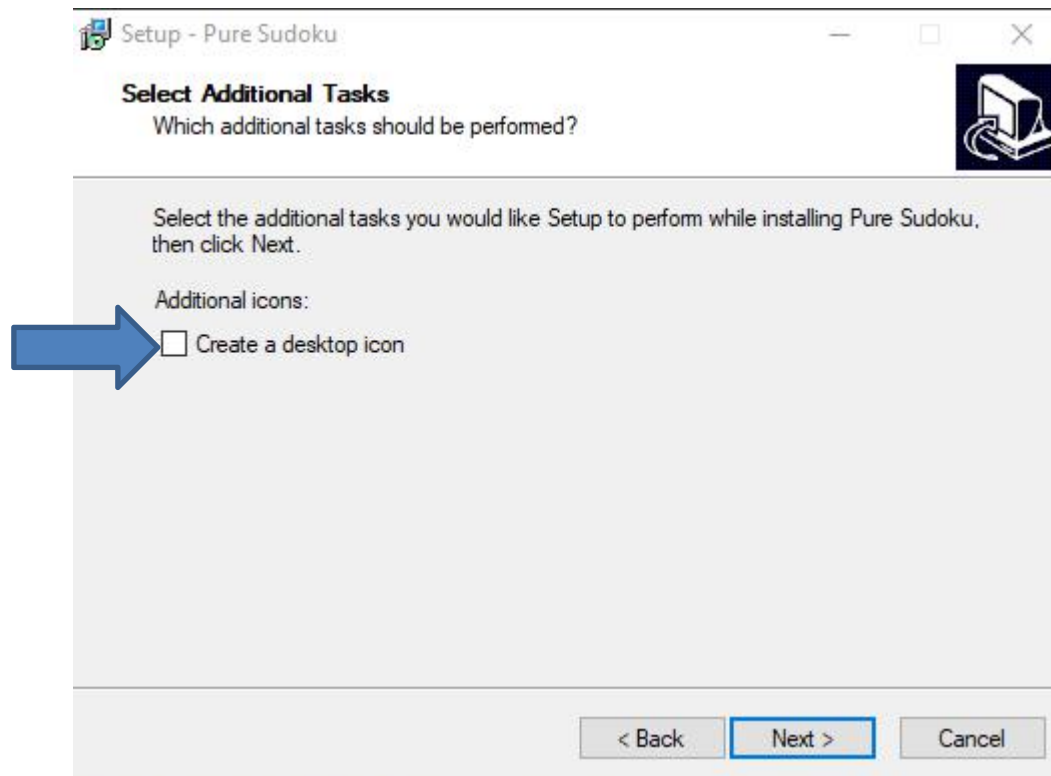
- **Window changes and click on Next again and next is what happens.**



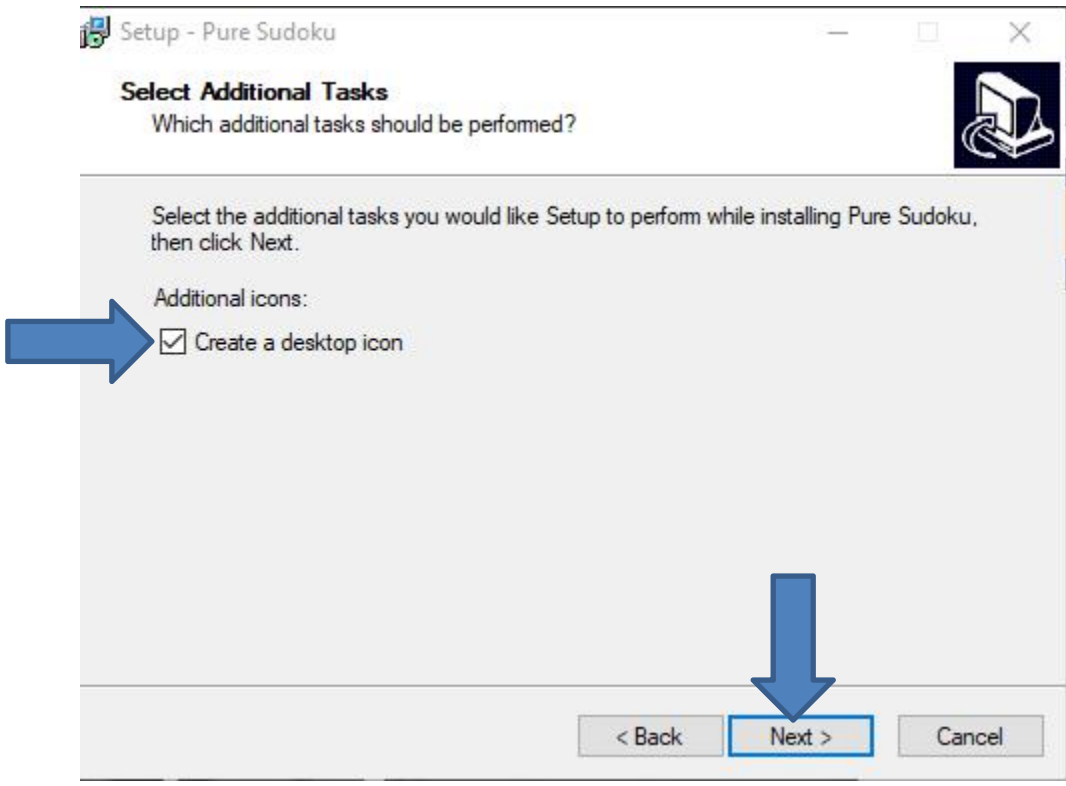
- **Window changes and click on Next again and next is what happens.**



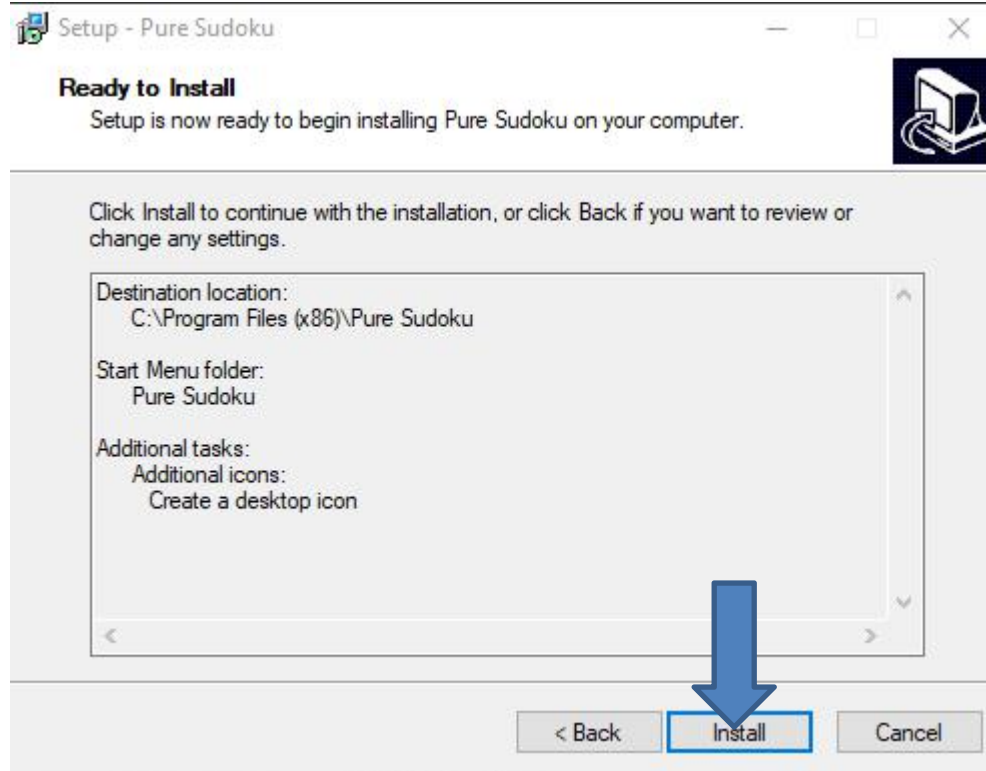
- **Window changes and I recommend you click on the box left of Create a desktop icon and next is a sample.**



- Here is a sample of clicking on the box and click Next again and next is what happens.

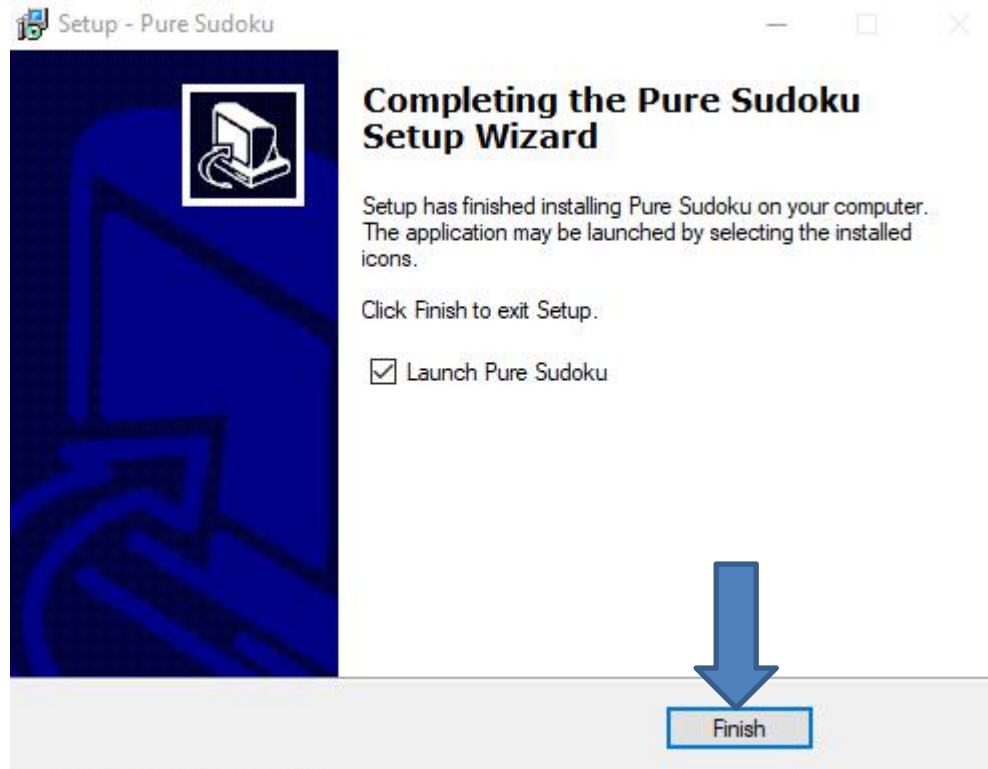


- **Window changes and click on Install and next is what happens.**




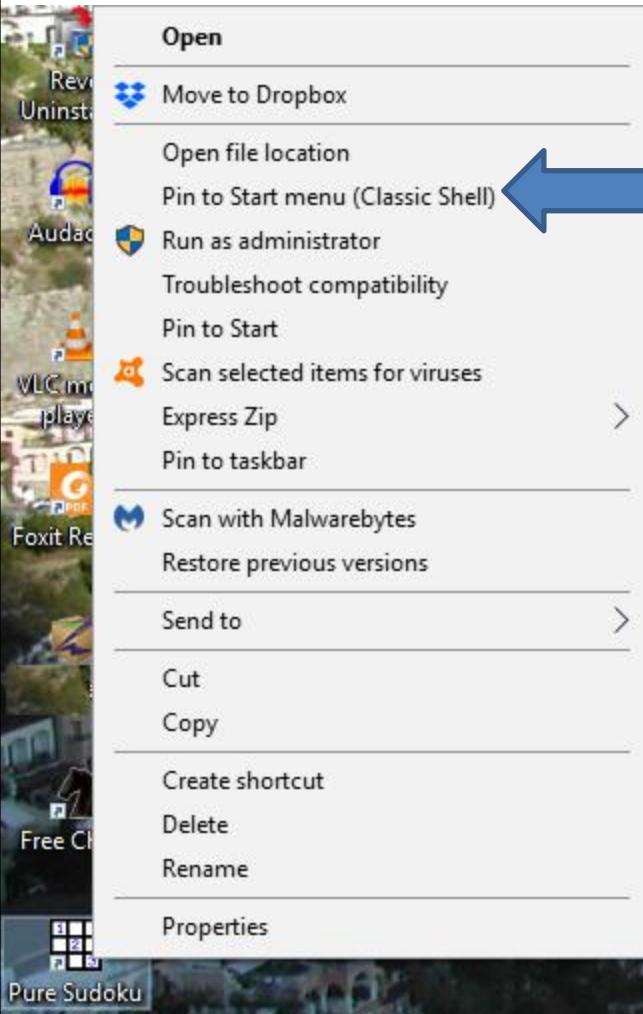


- **Window changes and click on Finish and the window closes and sometimes the Sudoku game opens. If not, you have to go to the Desktop, which is next.**



- **When you go to the Desktop and you see Pure Sudoku Icon. You can double click on it to open it. I recommend you right click on it and next is what happens.**





- **When you right click on it, a new window opens with a list. You have a few opens. As I mentioned before, because I have Classic Start menu, you see Pin to Start menu (Classic Shell).**
- **If you don't have Classic Start menu, I recommend you download it from [ninite.com](http://ninite.com).**
- **When you hover over Courses in my Website you Ninite. When you click on it the Ninite page has a Video that shows you how to download Classic Start menu and other programs. Next is the other options.**

- You have two options. The first option is Pin to Start, which is Windows 10 Start menu, which is not easy.
- The second option is in to taskbar, which I recommend.
- This is the End of Part 4.

