

## **Step 3 – Part 4 - How to set up home pages with Google Chrome**


- You have 3 options to use home pages as I showed you in the other Parts.**
- The first option is set up just one Home page.**
- The second option is to set up 2 or 3 Home pages. If you set up 3 Home pages and close the Google Chrome and open it again, it will be slow because of 3 Home pages. That's why I recommend you just set up one or 2 Home pages vs. 3 Home pages.**
- The last option is add Home pages websites on the Bookmarks bar and other websites under Folders. Step 4 – Part 4 shows how to do Bookmarks bar.**
- Next explains more about the Bookmarks bar.**

- **When you add your Home pages websites on your Bookmarks bar, it is easy to get to them. I set up 2 Home pages. The first one is my website and the second one is my email account. I always go to my second Home page on Google Chrome and click on other websites on the Bookmarks bar. The reason I do that is I can always go to my wife's email in the first page.**
- **Note – it is called favorites bar on Microsoft Edge & Internet Explorer. It is called Bookmarks Toolbar on Mozilla Edge and Bookmarks bar on Opera.**
- **Next is how to put your first home page.**

# How to set up the home pages?

- **When setting up your first home page, each Browser is different.**
- **You type in the site you want on your home page, like your e-mail. If you already have your e-mail on another Browser, you want to type in another one.**
- **Next, I will show you with Google Chrome.**

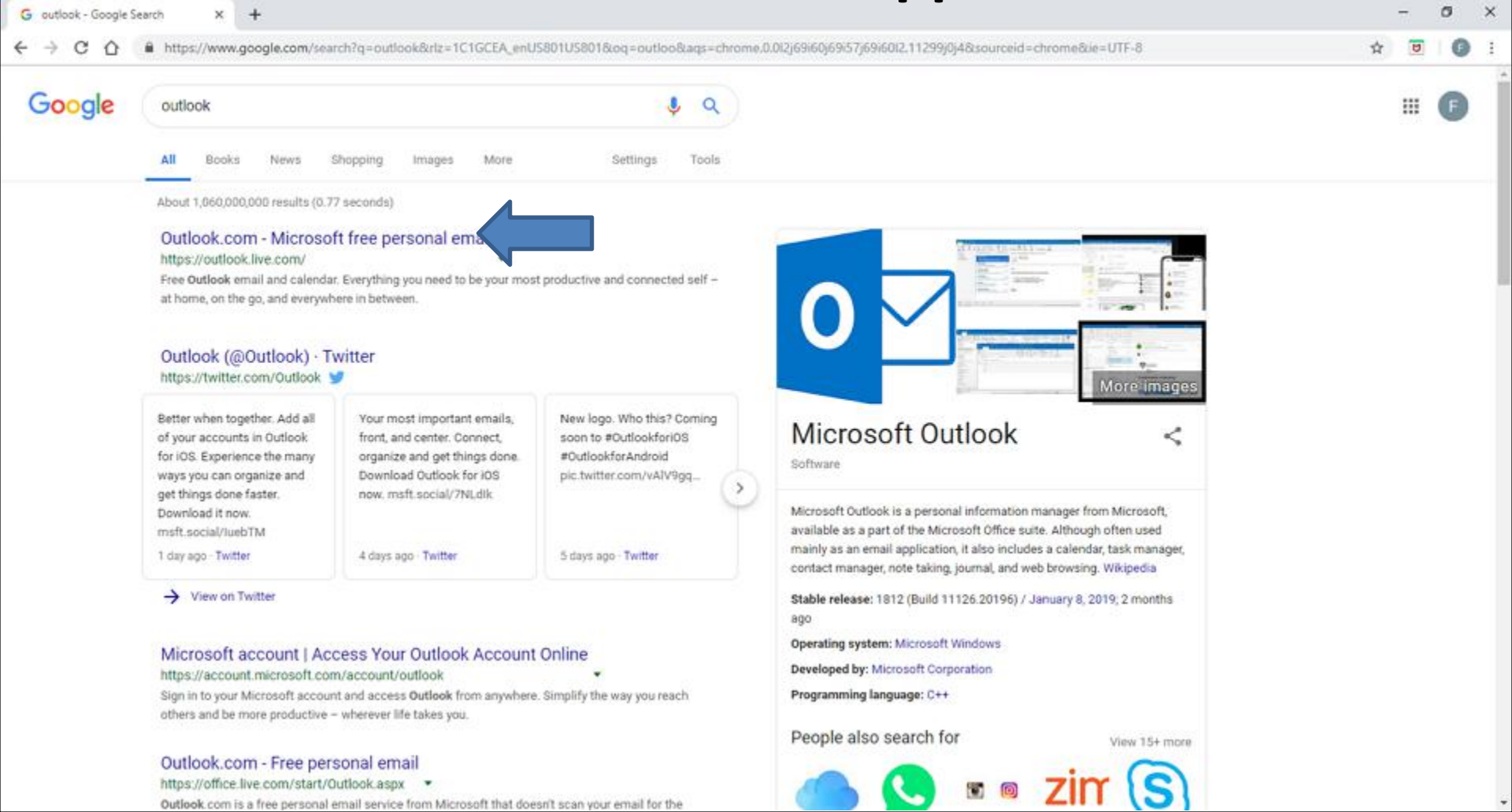
- **Google Chrome opens with a New Tab depending the settings. You type in you want on the line and it shows a list depending how you typed in before.**
- **Next is a sample with my wife email.**



- Here is a sample of starting to type in outlook and you see a Google search list. Because I did it before, you see my wife email and I blocked it so you can't see her email. If you see it, you can click on it or type the full html and click on Enter Key. Next is what happens.



• I typed in just outlook and click on the Enter Key and it then goes to Google Search and you see a list and Outlook.live.com is at the top. You then click on it and next is what happens.



- **If you already signed in as I did, it opens the email. If not, you have to log in. You click on the Icon next to it to add a new Tab for another Home page. I will zoom in next, so you can see it.**



- You click on this Icon to add a new tab. Next is what happens.





- **Here is a what happens.**



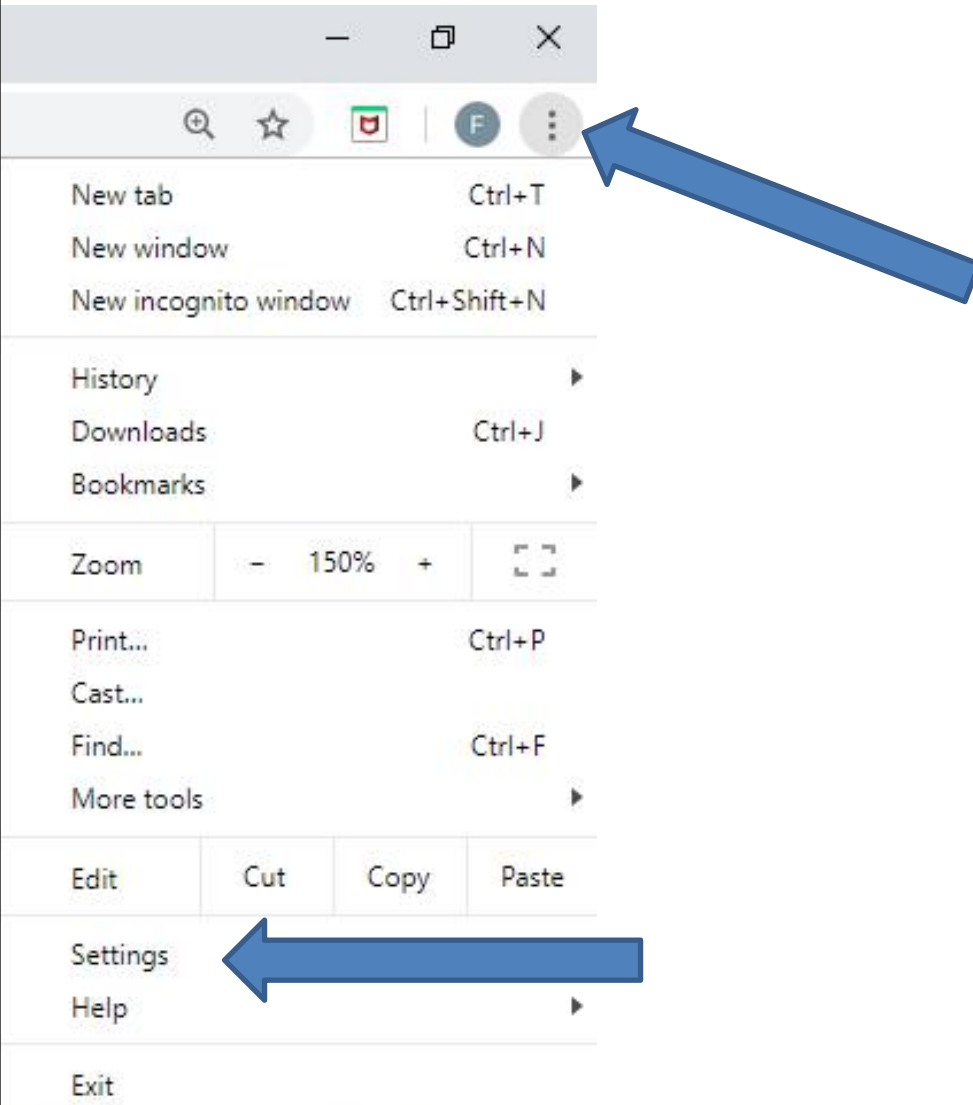
- **You type in the site you want for your second home page and follow the same process.**
- **Next is a sample weather.com**

- Here is a sample of two pages.
- Next, explains more about home pages.

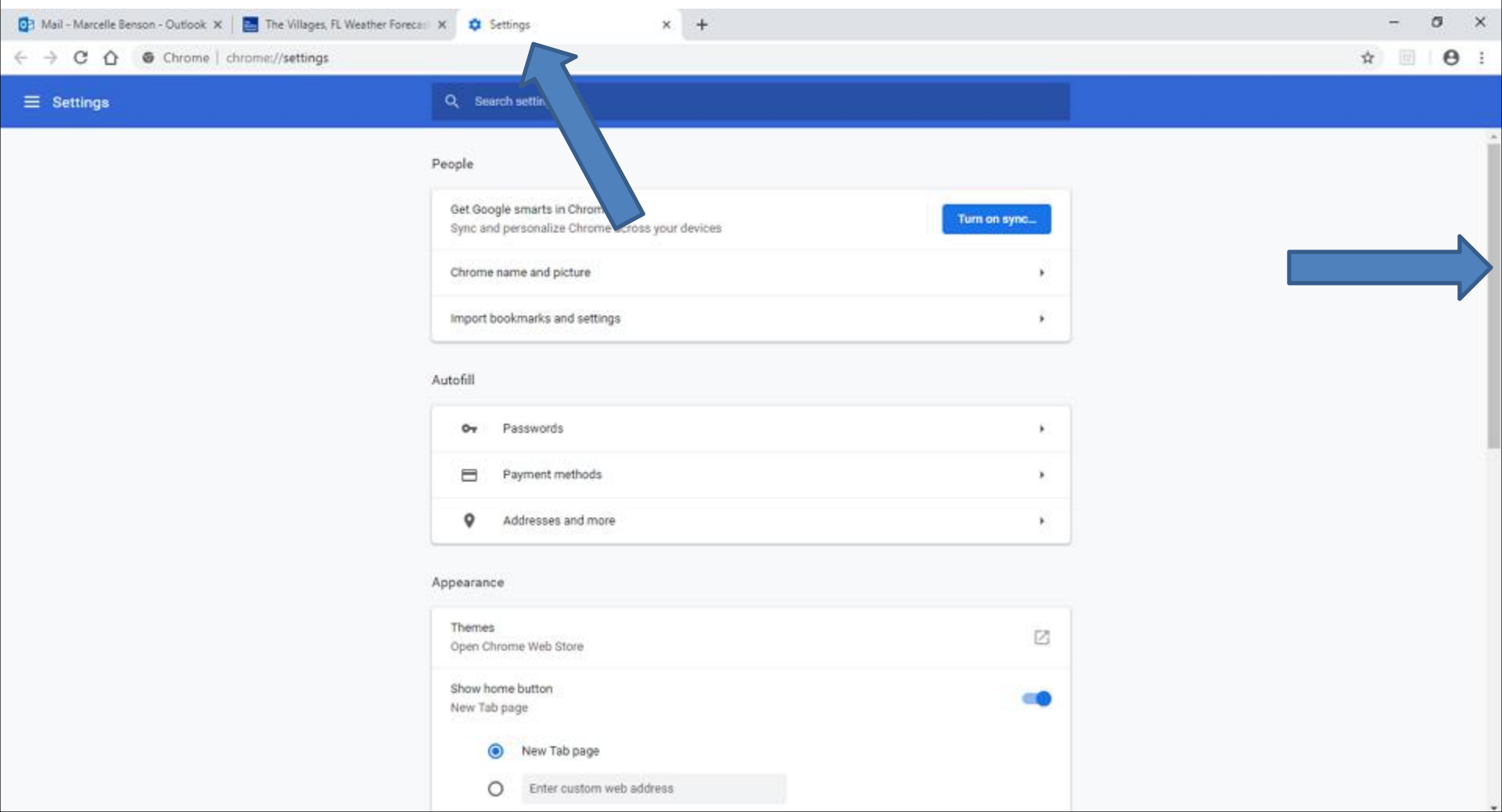


- **If you want more than two pages, you create another tap, which I don't recommend as I mentioned before, it is too slow when you open the Browser. That's why you may want to use one or two pages and use the favorites bar.**
- **The reason for 2 pages is if you want to keep your email page or other website, you use the other page to go to other websites as I do.**
- **Next is how to set up the default Home pages with the pages I just added.**

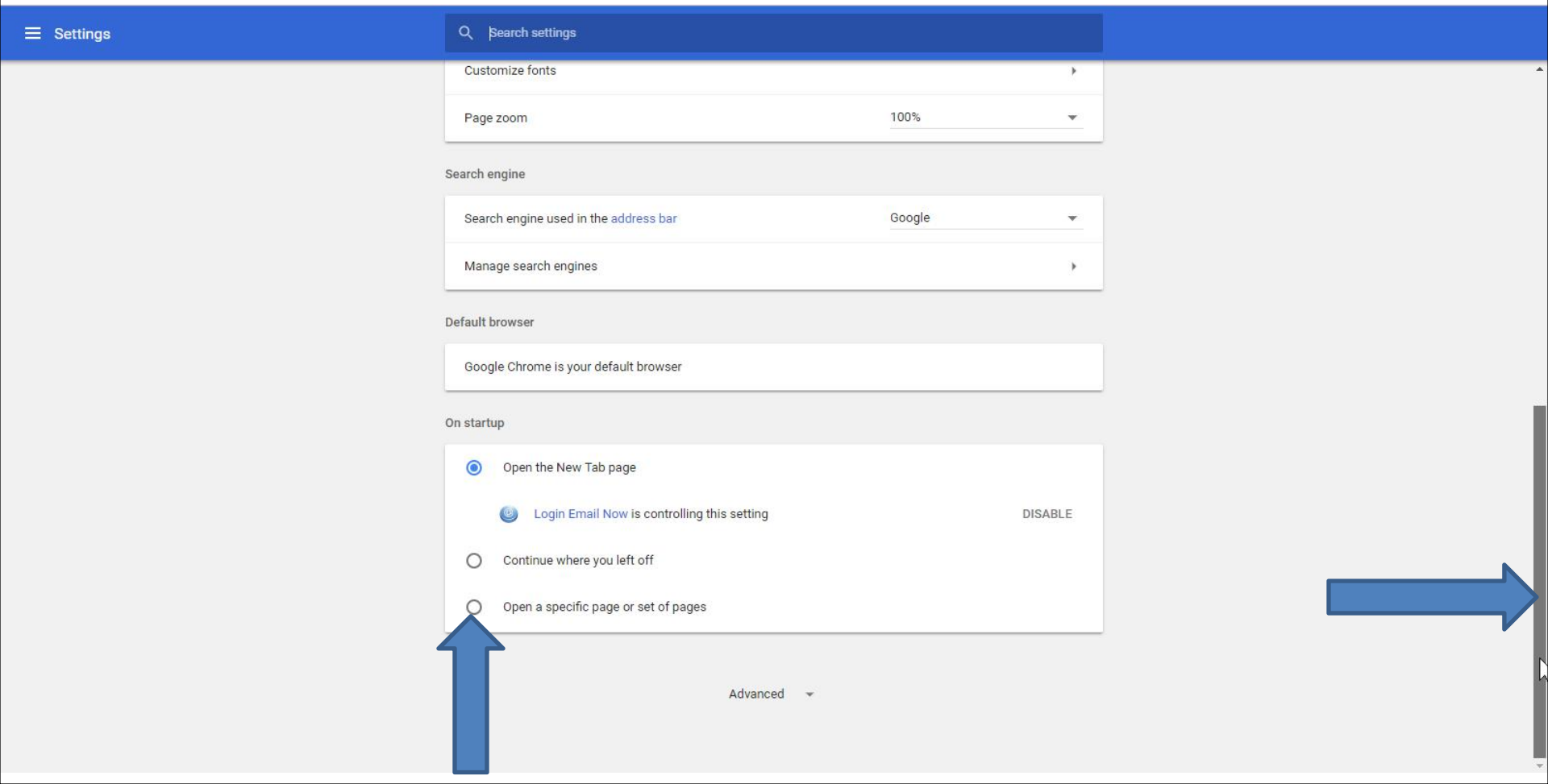
- In Google Chrome, click on  Icon in the upper right and then click on Settings and next is what happens.



- It opens in a new tap and you have to Scroll Down to the bottom. Next is what happens.



- One you Scroll Down to the bottom, you have to click on the box left of Open a specific page or set of pages. Next is what happens.



- **Once you click on the box, you see it highlighted and you see others below it. I recommend you click on Use current pages and next is what happens.**

On startup

Open the New Tab page

Continue where you left off

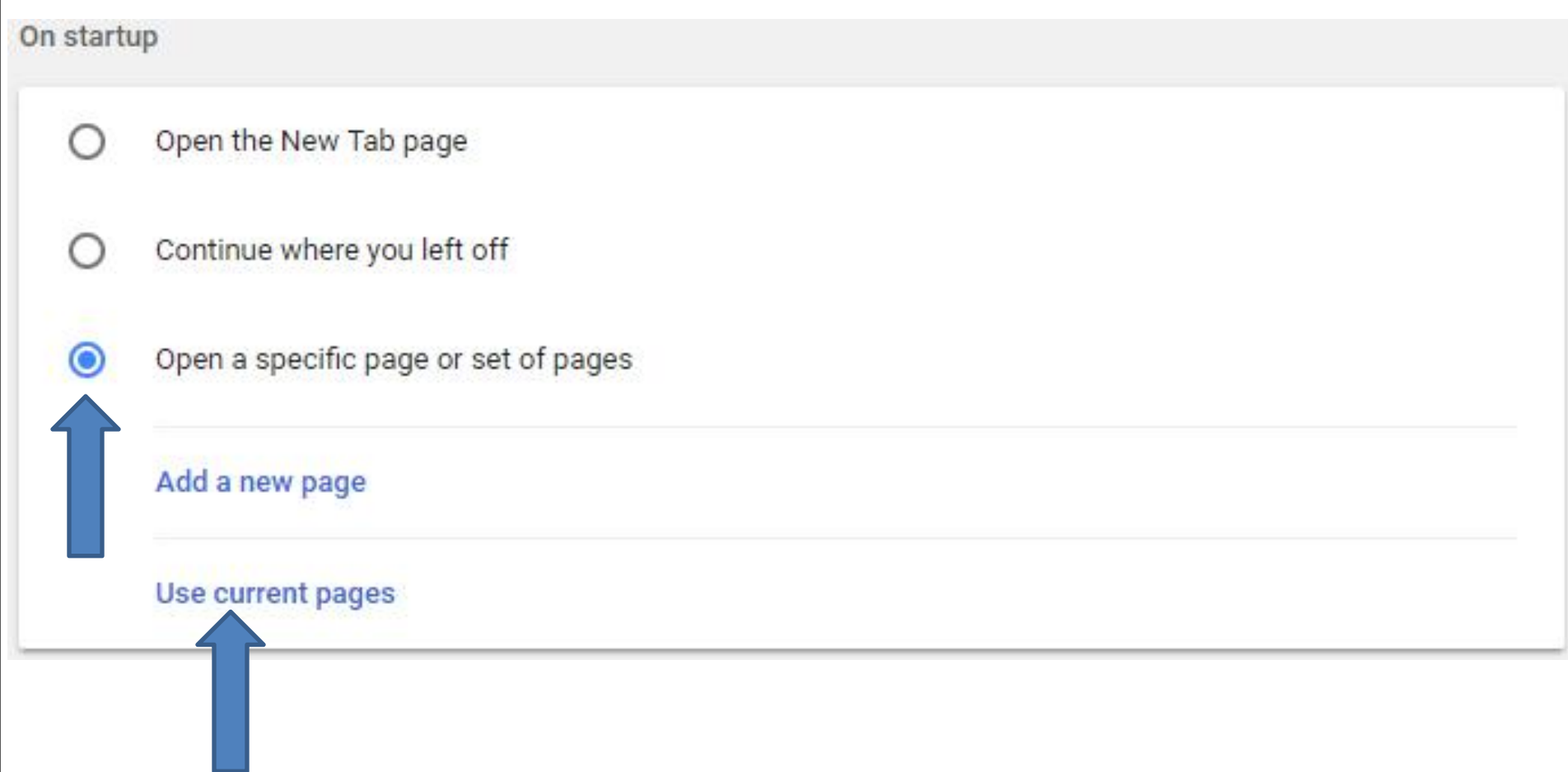
Open a specific page or set of pages

---

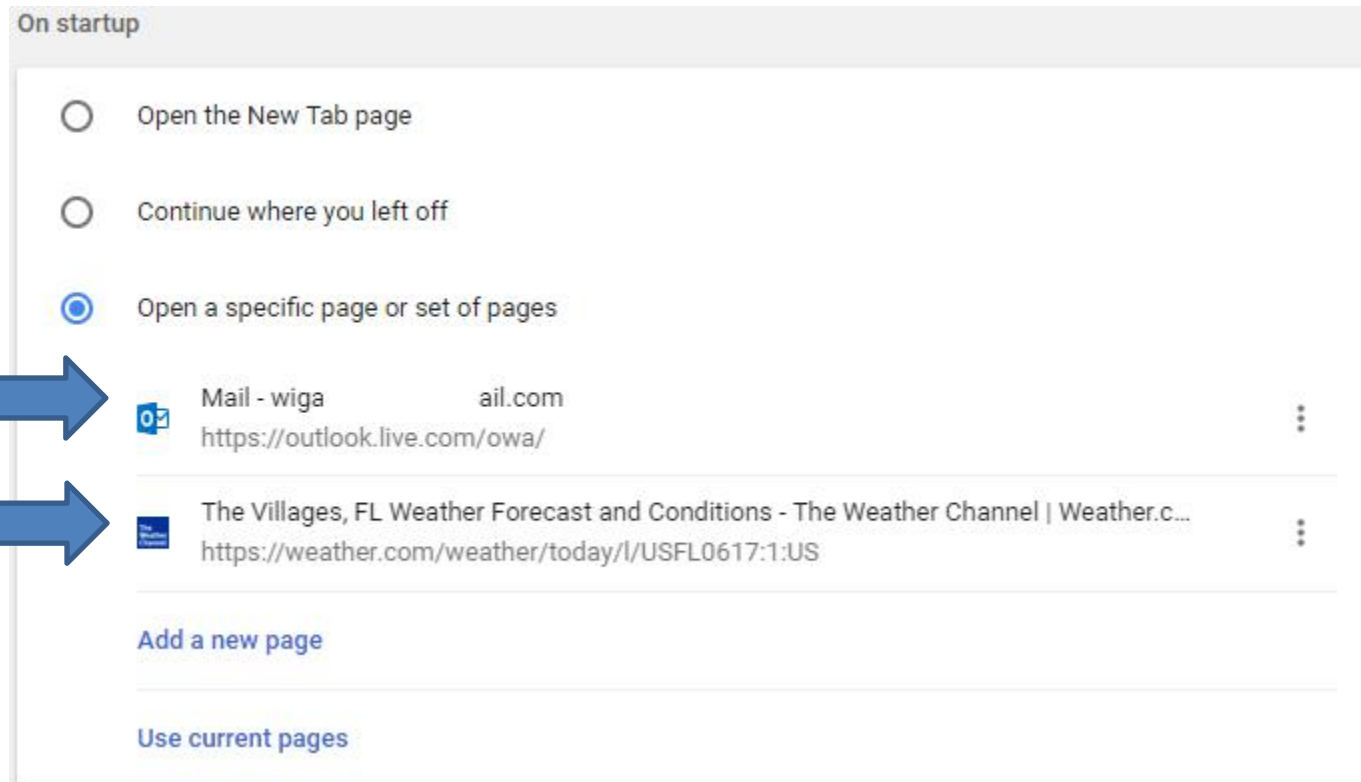
Add a new page

---

Use current pages

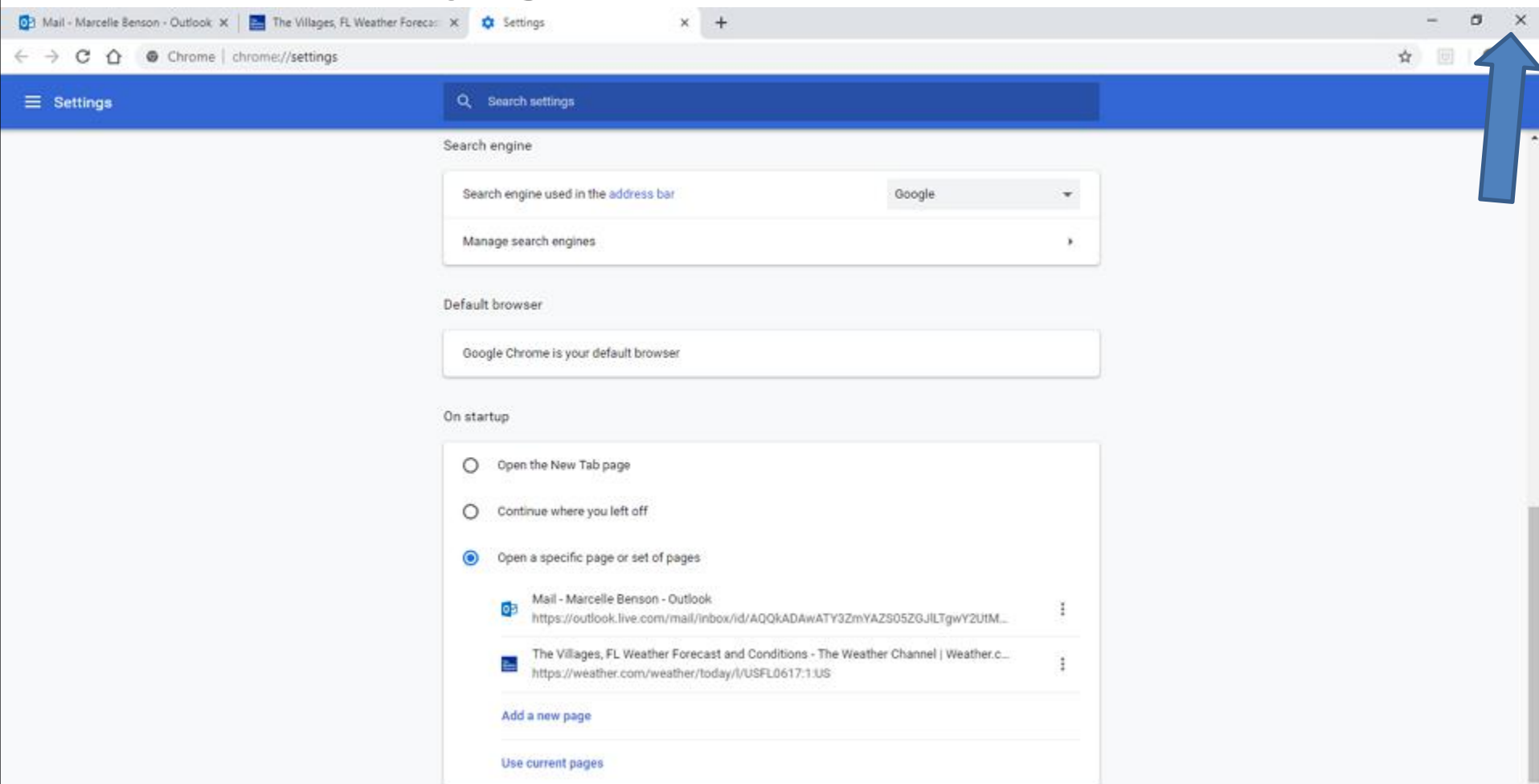


- It shows the current pages. I blocked the email, so you can't see it. Next explains more.





- Once you close the Browser by clicking on X in the upper right and reopen the Browser, you will see the home pages that you set up. Next is more about Home pages.



- **If something happens on your Browser as I mentioned in the other Parts and the Home page or pages changes, you have to go back to your Home page or pages and follow the same process to setup your Home page or pages. Sometimes it happens when you are away and use another Internet or if you do a download, sometimes it changes a page.**
- **This is the End of Step 3 - Part 4 for Google Chrome.**