

Part C – Download Free Music

- There are a lot of options to download music for free. You can do a Google search to find some free music. I will show you one free music website.
- If you have a Google account, you can download free music from YouTube that I will show you.
- You can download using a free program called aTube Catcher, but there may be some copyright issues. I will also show you that.
- Next is one of the websites. Here is the link <http://freemusicarchive.org/curator/video?wlexpid=1B30B5C15B7C49CD878FEDCC98EC0B46&wlrefapp=5>

- Here is the website.
- Next is search or try Recently Added Highlights.



Free Music Archive



Curators

Genres

Charts

About the FMA

Donate

Sign Up/Log In

Music for Video

Curators > Music for Video



Search

Recently Added Highlights

» VIEW ALL



Ben Carey - "Bellow" (02:14)



- Left is to search to find.
- You can try Recently Added Highlights or View All. Next is to play and download.

Music for Video

Curators > Music for Video



[Search](#)

[Recently Added Highlights](#)

[VIEW ALL](#)



















Mood:

Ben Carey - "Bellow" (02:14) + ↓

- You click on the play icon to see if you like it.
- If you like it, you click on download icon.

Music for Video Featured Mix

Holiday Instrumentals

	Man Lerch - "O Tannenbaum" (01:16)		
	Silence Is Sexy - "Holiday (instrumental)" (04:34)		
	Live Action Fezz - "Carol of the Bells" (04:20)		
	Candlegravity - "Christmas All Alone" (03:14)		
	Seth Partridge - "Sing We Now Of Christmas" (03:40)		
	Peter Rudenko - "Snowing" (02:22)		



UPLOADED: 12/19/2013

TRACKS: 17

LISTENS: 208290

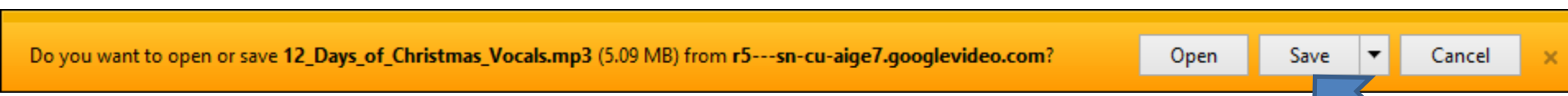
STARRED: 2

DOWNLOADS: 17951

EMBED THIS MIX:

<object width="300" height="490">

- Each browser is different. Here is a sample of Internet Explorer.
- When you click on download it shows this at the bottom.

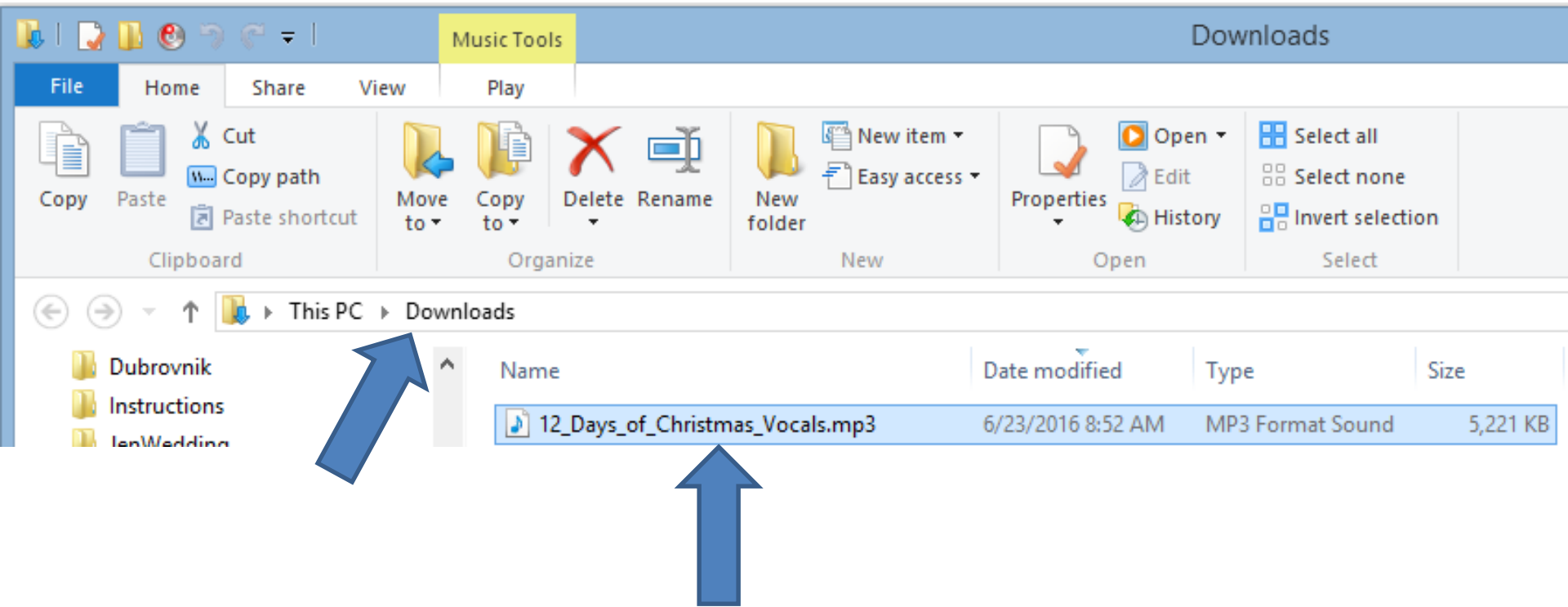


- You click on Save.
- You see it is complete and click on Open Folder.



- Next is a sample.

- File Explorer opens in the Download folder and you see the music.
- Next is download music from YouTube.



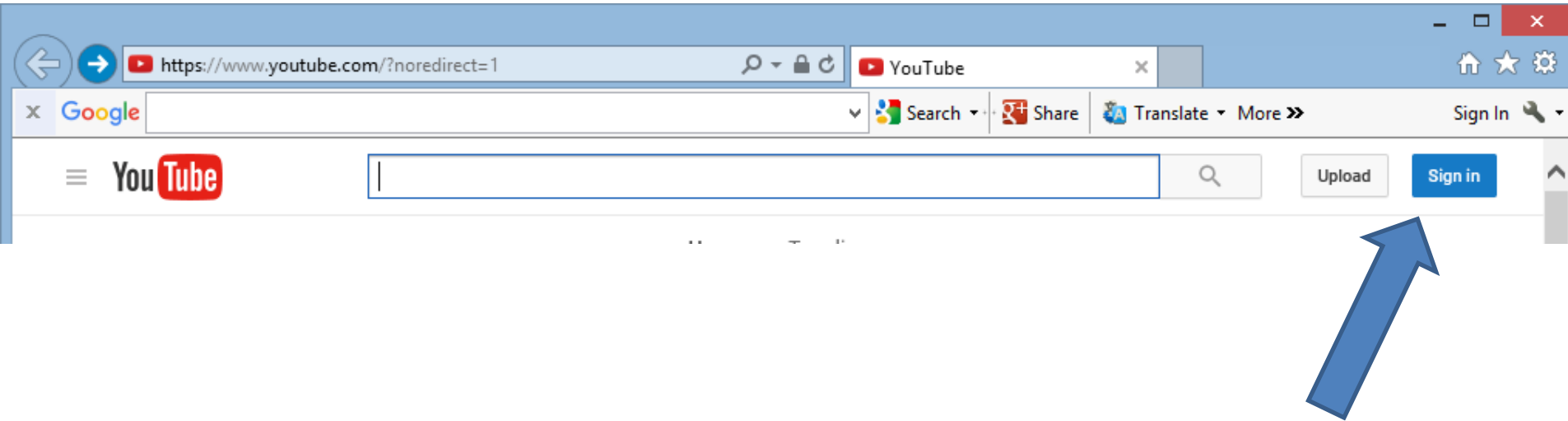
How to download free music from YouTube?

- **You need a Gmail account or create a YouTube account to download Music**
- **Next is how to Sign-in or Create Account.**
- **After that is how to download Music.**

Sign-in or Create Account

- If you have Gmail or a Google account, I will show you how to sign-in to YouTube.
- If you have just Gmail, and sign-in to your Gmail account, you can go to YouTube and you will be signed in to YouTube. I will show you that after sign-in to YouTube.
- If don't have an account, I will show you later how to Create Account.
- First open your browser and go to www.youtube.com

- Once you open YouTube, click on Sign in, in the upper right.



- Page changes and you type in your Gmail or other e-mail you used to sign-in.



One account. All of Google.

Sign in to continue to YouTube

A sign-in form is displayed. At the top is a grey circular placeholder for a profile picture. Below it is a white rectangular input field for an email address, containing a vertical cursor. A large blue arrow points from the left towards this input field. Below the input field is a blue rectangular button with the word "Next" in white text. To the right of the "Next" button is a blue link that says "Need help?".

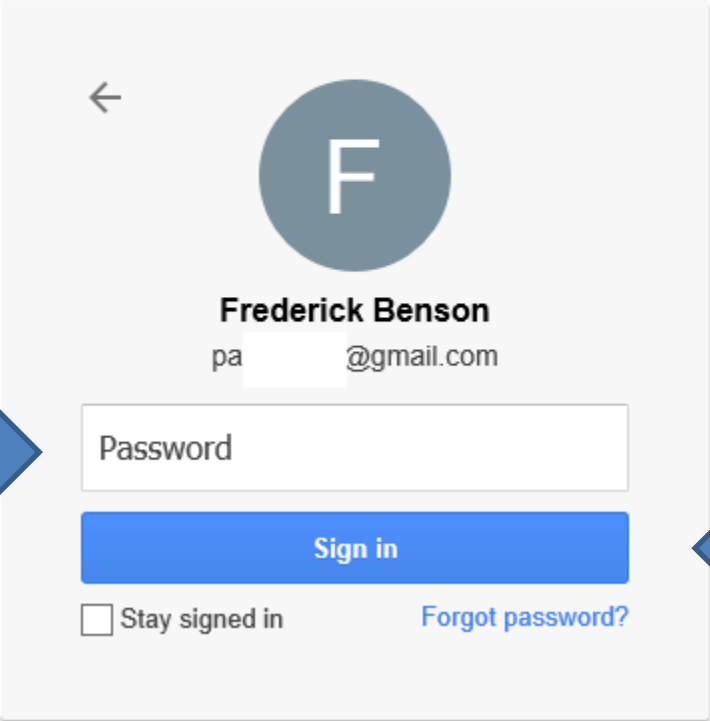
[Create account](#)

- **Type in Password and click on Sign in.**



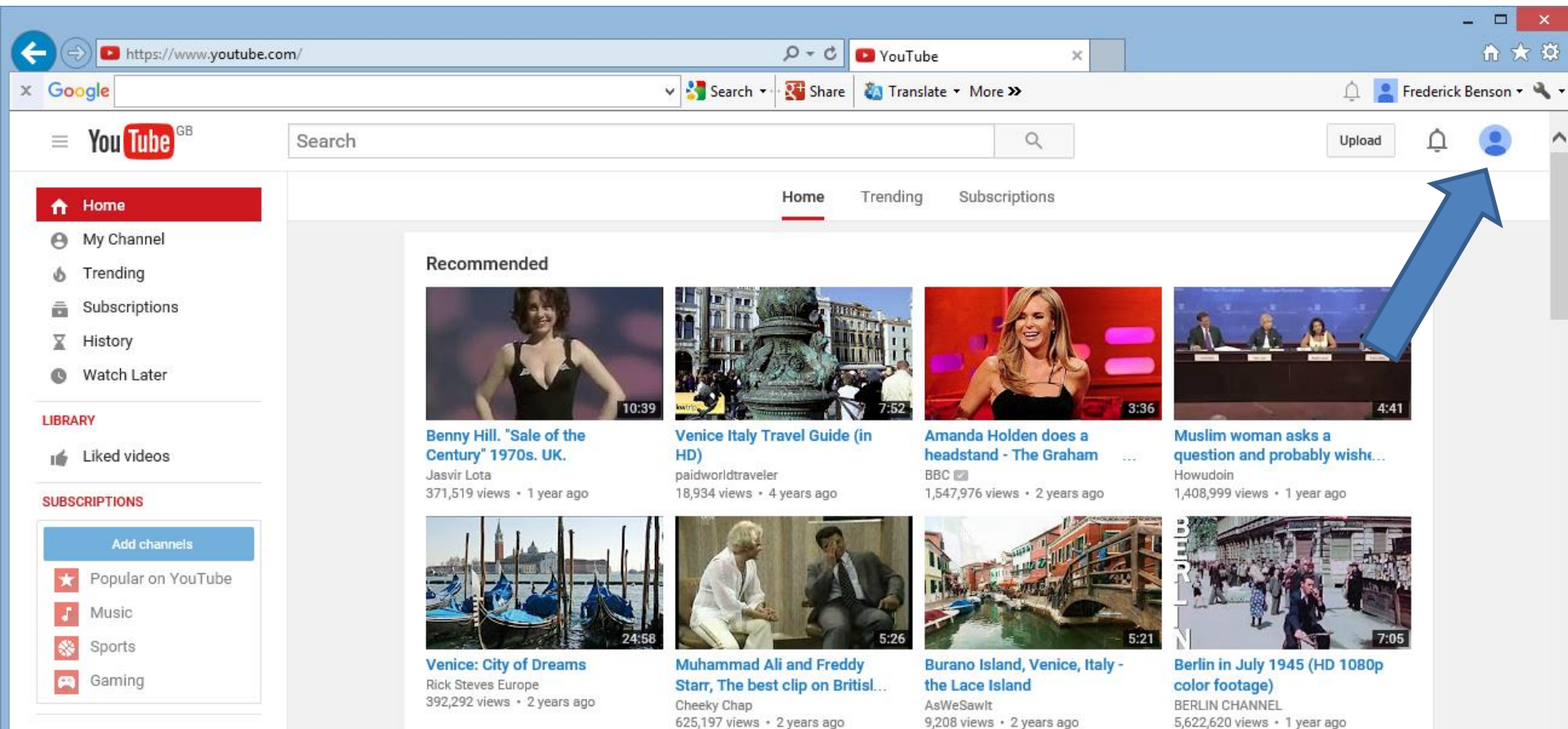
One account. All of Google.


Sign in to continue to YouTube




The sign-in form is a light gray card with a back arrow in the top left. It features a circular profile picture with the letter 'F'. Below the picture is the name 'Frederick Benson' and the email address 'pa @gmail.com'. A text input field labeled 'Password' is positioned above a blue 'Sign in' button. At the bottom, there is a checkbox for 'Stay signed in' and a link for 'Forgot password?'. Two blue arrows point towards the form: one from the left pointing to the password field, and one from the right pointing to the 'Sign in' button.

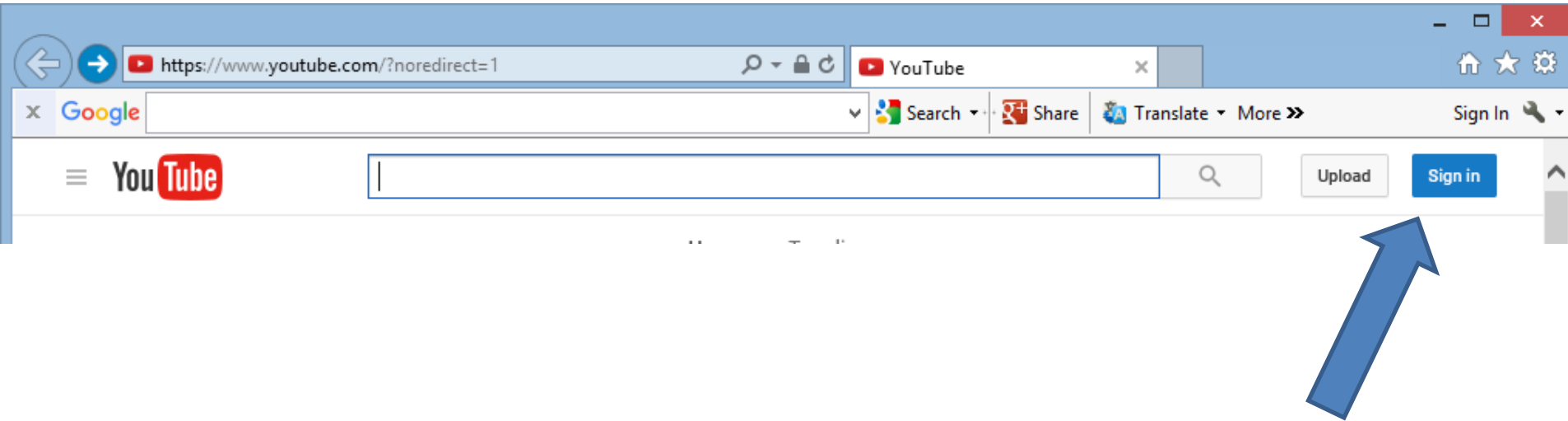
- It goes back to YouTube with icon or picture in upper right.
- Next is Create Account.



- **Note – second option.**
- **If you have a Gmail account and sign-in to your Gmail, click on the  icon in the upper right and click on YouTube.**
- **Next is to create an account.**



- To create an Account, go to www.youtube.com and click on Sign in, in the upper right.



- Page changes like I showed before.
- Click on Create account at the bottom.



One account. All of Google.

Sign in to continue to YouTube

A sign-in form with a grey background. At the top is a grey circular placeholder for a profile picture. Below it is a white text input field with a blue border and a vertical cursor. Underneath the input field is a blue button with the word "Next" in white. In the bottom right corner of the form, there is a link that says "Need help?" in blue text.

[Create account](#)

- When you clicked on Create Account, page changes
- Type in Name, email address, password, confirm password, Birthday and Gender

Create your Google Account

One account is all you need

One free account gets you into everything Google.



Take it all with you

Switch between devices, and pick up wherever you left off.



Name

Your email address

[I would like a new Gmail address](#)

Create a password


Confirm your password

Birthday

Gender

- **Scroll down and type in Mobile phone or not.**
- **You can uncheck Set Google as my default homepage. Note - It may not show.**
- **Type in text, like 126.**
- **You can change Location.**
- **Click on box to Agree.**
- **Then click on Next step.**

Mobile phone




Default homepage

Set Google as my default homepage.




Your default homepage in your browser is the first page that appears when you open your browser.

Prove you're not a robot


Skip this verification (phone verification may be required)



Type the text:

Location



I agree to the Google [Terms of Service](#) and [Privacy Policy](#)

[Next step](#)

- **New window opens. Scroll down and then click on I AGREE.**

Why we process it

We process this data for the purposes described in [our policy](#), including to:

- Help our services deliver more useful, customized content such as more relevant search results;
- Improve the quality of our services and develop new ones;
- Deliver ads based on your interests, including things like searches you've done or videos you've watched on YouTube;
- Improve security by protecting against fraud and abuse; and
- Conduct analytics and measurement to understand how our services are used.

Combining data

We also combine data among our services and across your devices for these purposes. For example, we show you ads based on information from your use of Search and Gmail, and we use data from trillions of search queries to build spell-correction models that we use across all of our services.



CANCEL

I AGREE

- **Page changes. You will need to sign-in to your email and you will get a link to verify your YouTube account. Next is download music.**



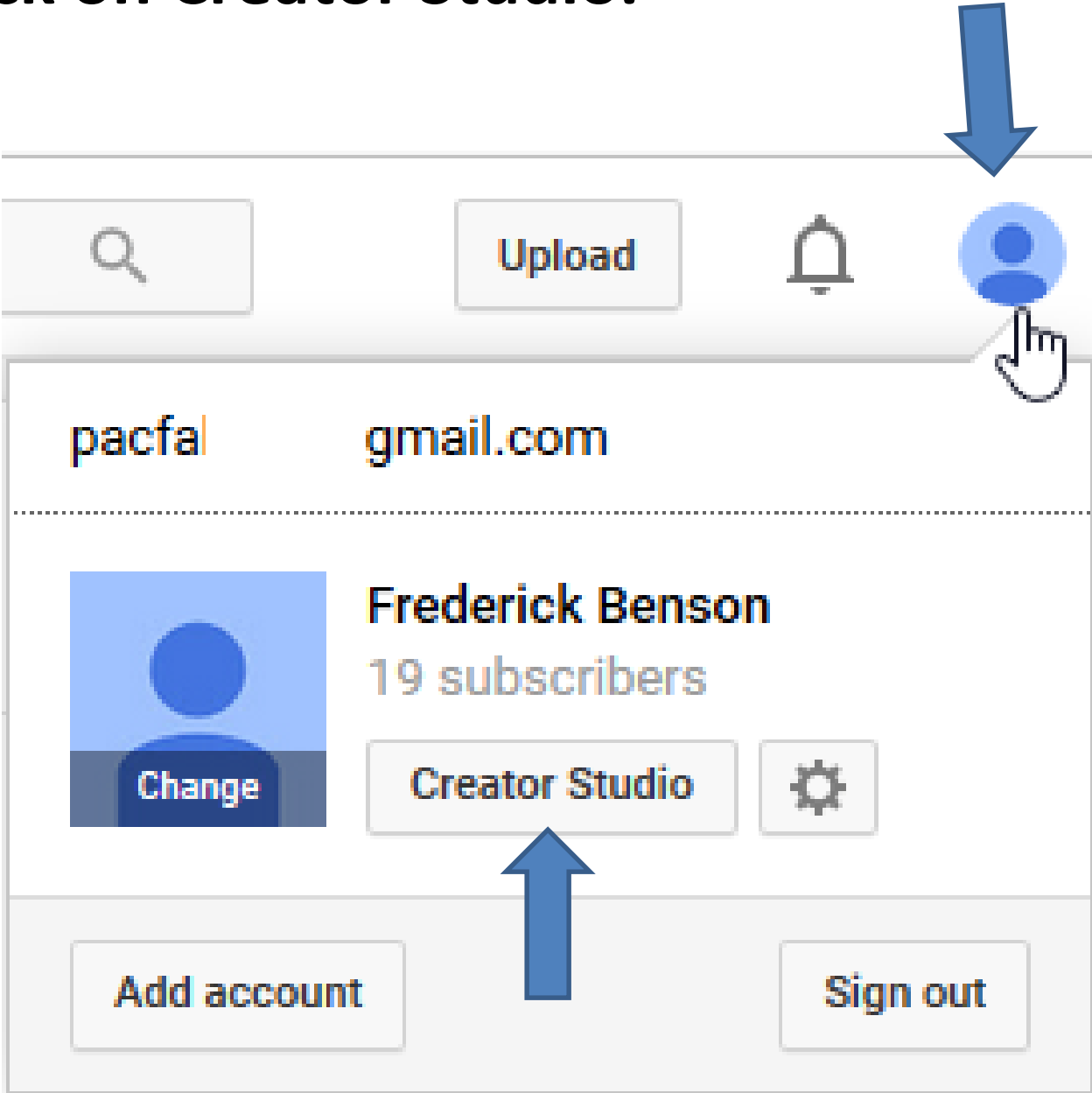
Verify your email address

You're almost done! A verification message has been sent to
stheler **.uk.**

Just check your email and follow the link to finish creating your Google Account. Entered the wrong address? [Change your email.](#)

Can't find the email? [Resend verification email](#) or [visit the help center](#)



- You click on the on the icon in the upper right and then click on Creator Studio.

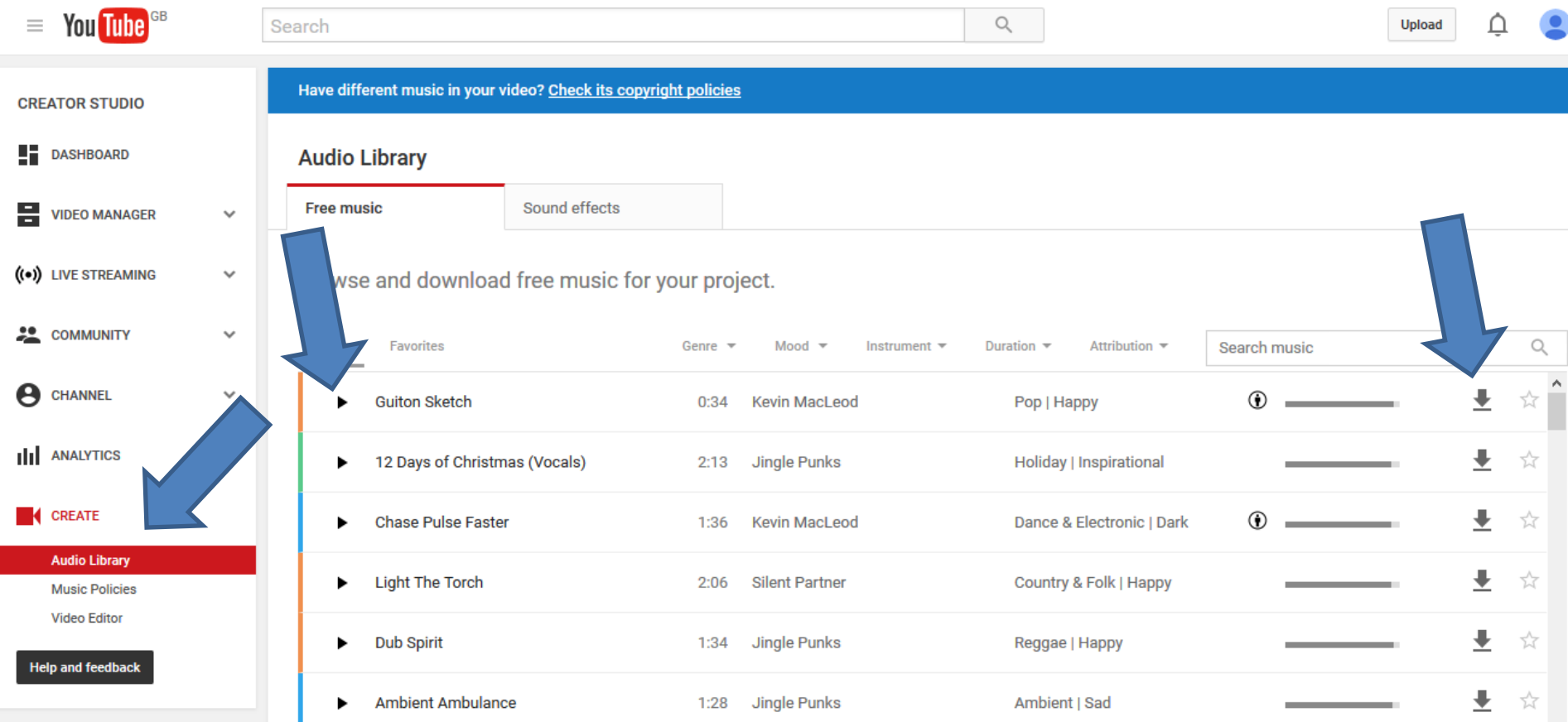


- Page changes and you see **Create** on the left. Then click on it.

The screenshot displays the YouTube Creator Studio interface for the channel 'Frederick Benson'. On the left, the 'CREATOR STUDIO' sidebar is visible, containing the following menu items: DASHBOARD (highlighted in red), VIDEO MANAGER, LIVE STREAMING, COMMUNITY, CHANNEL, ANALYTICS, and CREATE. A blue arrow points to the 'CREATE' button. At the bottom of the sidebar is a 'Help and feedback' button. The main content area shows the channel name 'Frederick Benson' with a 'VIEW CHANNEL' link. Below this is a 'VIDEOS' section listing four videos:

- My Slideshow Vacation**: 0 views, 0 comments, 0 likes, 0 dislikes. Includes an 'Edit' button and a dropdown menu.
- Memorial May 2016**: 2 views, 0 comments, 0 likes, 0 dislikes. Includes an 'Edit' button and a dropdown menu.
- VeniceCourseVideo**: 1 view, 0 comments, 0 likes, 0 dislikes. Includes an 'Edit' button and a dropdown menu.
- Email Basics Part1 New**: 4 views, 0 comments, 0 likes, 0 dislikes. Includes an 'Edit' button and a dropdown menu.

- You see Audio Library with Free music.
- You click on the this icon  before the music to play it.
- Once you find one you like, click on the download icon  Next, shows you the same process.



The screenshot shows the YouTube Creator Studio interface. On the left is a sidebar with navigation options: DASHBOARD, VIDEO MANAGER, LIVE STREAMING, COMMUNITY, CHANNEL, ANALYTICS, and CREATE. The 'CREATE' button is highlighted with a red bar and a blue arrow. The main content area is titled 'Audio Library' and has a blue header with the text 'Have different music in your video? Check its copyright policies'. Below the header are two tabs: 'Free music' (selected) and 'Sound effects'. A blue arrow points to the 'Free music' tab. Below the tabs is a search bar with the text 'Search music' and a magnifying glass icon, with a blue arrow pointing to it. Below the search bar is a table of music tracks. The table has columns for Favorites, Genre, Mood, Instrument, Duration, Attribution, and a search bar. The tracks listed are:

Favorites	Genre	Mood	Instrument	Duration	Attribution	Search music
<input type="checkbox"/>	Pop Happy			0:34	Kevin MacLeod	<input type="text"/>
<input type="checkbox"/>	Holiday Inspirational			2:13	Jingle Punks	<input type="text"/>
<input type="checkbox"/>	Dance & Electronic Dark			1:36	Kevin MacLeod	<input type="text"/>
<input type="checkbox"/>	Country & Folk Happy			2:06	Silent Partner	<input type="text"/>
<input type="checkbox"/>	Reggae Happy			1:34	Jingle Punks	<input type="text"/>
<input type="checkbox"/>	Ambient Sad			1:28	Jingle Punks	<input type="text"/>

Each track row includes a play button icon, a duration, an attribution name, a genre, a mood, an instrument, a duration, an attribution, a search bar, a download icon (a downward arrow), and a star icon. A blue arrow points to the download icon for the first track, 'Guiton Sketch'.

- Each browser is different. Here is a sample of Internet Explorer.
- When you click on download it shows this at the bottom.

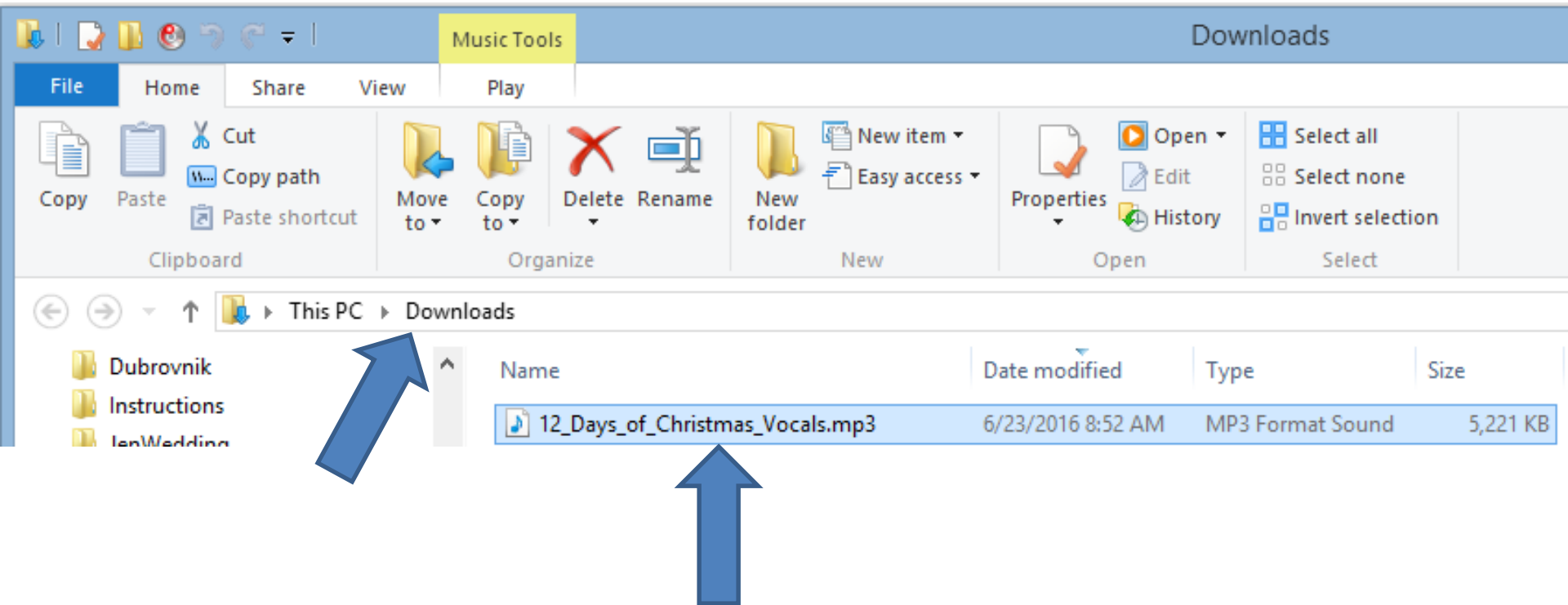


- You click on Save.
- You see it is complete and click on Open Folder.



- Next is a sample.

- **File Explorer opens in the Download folder and you see the music.**
- **Next is aTube Catcher.**



- **Next is how to download music from aTube Catcher.**
- **As I mentioned before, some music may be copyright issue.**

aTube Catcher Download.

- Download aTube Catcher from this site
<http://www.atube.me/video/download.html>
- Once you download it, you will see this icon on your desktop.



- It is on the computers in this room. Double click on it.

- Click on Music to download Music.



- Quickly you see the results. You then can click on one to play it.

The screenshot shows the MP3 Music Downloader - aTube Catcher 3.8.9000 interface. At the top, there is a search bar with the text "Hot Search: Christmas" and a search button labeled "Search MP3!". To the right of the search bar is a "Download Selected" button. Below the search bar is a table of search results. The table has four columns: "Title", "Duration", "Ranking", and "Playbacks". The results are listed in descending order of ranking, with each entry having a five-star rating. A blue arrow points to the entry "Downton Abbey: The Final Episode | Christmas Day | ITV".

Title	Duration	Ranking	Playbacks
3 Hours of Christmas Music Classics and Holiday Scenery	3:02:59	★★★★★	
DIY Weird Christmas Presents You NEED To Try!	5:31	★★★★★	
MattyB & Sarah's 2015 Christmas List	6:03	★★★★★	
We Wish You a Turtle Christmas – Nostalgia Critic	23:19	★★★★★	
Is this the saddest Christmas commercial?	2:22	★★★★★	
Christmas Jumper Haul Zoella	10:46	★★★★★	
Ronda Rousey - 7 Generation Games for Christmas	0:43	★★★★★	
Minecraft Christmas ADVENTure 4: Festive Floats (Day 2)	21:06	★★★★★	
Christmas Gifts for Guys Inthefrow	12:11	★★★★★	
Christmas Song Challenge ft. Miranda Sings	14:50	★★★★★	
Teen Titans Go! - "The True Meaning of Christmas" (clip)	0:48	★★★★★	
UGLY CHRISTMAS SWEATER DANCE PARTY!	11:15	★★★★★	
VLOGMAS 2015 Day 1 Christmas Tree, Shopping, Gym!	10:22	★★★★★	
Christmas Morning 2013 Part 1	13:32	★★★★★	
Downton Abbey: The Final Episode Christmas Day ITV	1:11	★★★★★	
Kids Opening Christmas Presents - Monster High Girls - Baby Funday 2014	42:14	★★★★★	
Google Translate Sings: Christmas (A Cappella)	4:05	★★★★★	
SHAYTARDS CHRISTMAS SPECIAL 2014!	1:19:49	★★★★★	

Results: 20 [Disclaimer](#) [+ More results...](#)

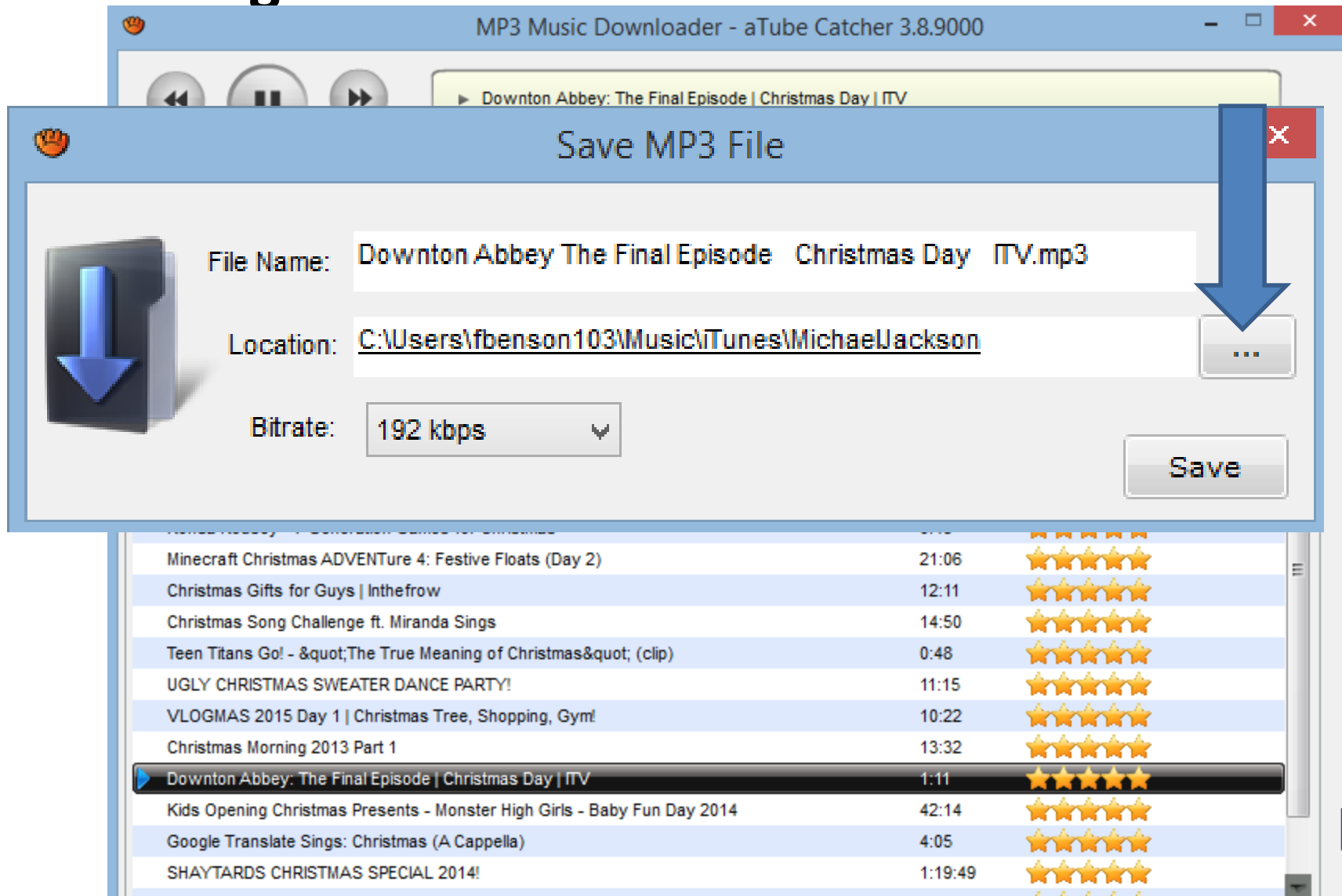
- You see it playing and you can download it.

The screenshot shows the MP3 Music Downloader - aTube Catcher 3.8.9000 interface. At the top, there is a video player window titled "Downton Abbey: The Final Episode | Christmas Day | ITV" with a progress bar showing 00:07 / 01:09. Below the player, there are search and download options. A search bar contains "Christmas" and a "My Downloads" button is visible. A prominent "Download Selected" button with a blue arrow icon is highlighted by a blue arrow pointing from the right. Below this, a table lists search results for "Christmas".

Title	Duration	Rating
3 Hours of Christmas Music Classics and Holiday Scenery	3:02:59	★★★★★
DIY Weird Christmas Presents You NEED To Try!	5:31	★★★★★
MattyB & Sarah's 2015 Christmas List	6:03	★★★★★
We Wish You a Turtle Christmas – Nostalgia Critic	23:19	★★★★★
Is this the saddest Christmas commercial?	2:22	★★★★★
Christmas Jumper Haul Zoella	10:46	★★★★★
Ronda Rousey - 7 Generation Games for Christmas	0:43	★★★★★
Minecraft Christmas ADVENTure 4: Festive Floats (Day 2)	21:06	★★★★★
Christmas Gifts for Guys Inthefrow	12:11	★★★★★
Christmas Song Challenge ft. Miranda Sings	14:50	★★★★★
Teen Titans Go! - "The True Meaning of Christmas" (clip)	0:48	★★★★★
UGLY CHRISTMAS SWEATER DANCE PARTY!	11:15	★★★★★
VLOGMAS 2015 Day 1 Christmas Tree, Shopping, Gym!	10:22	★★★★★
Christmas Morning 2013 Part 1	13:32	★★★★★
Downton Abbey: The Final Episode Christmas Day ITV	1:11	★★★★★
Kids Opening Christmas Presents - Monster High Girls - Baby Fun Day 2014	42:14	★★★★★
Google Translate Sings: Christmas (A Cappella)	4:05	★★★★★
SHAYTARDS CHRISTMAS SPECIAL 2014!	1:19:49	★★★★★
OUR CHRISTMAS GAMES	1:01	★★★★★

Results: 20 Disclaimer [+ More results...](#)

- Once you click on Download Selected a new window opens. Click on icon on right to change download folder.



The screenshot shows the 'MP3 Music Downloader - aTube Catcher 3.8.9000' application. A 'Save MP3 File' dialog box is open, displaying the following information:

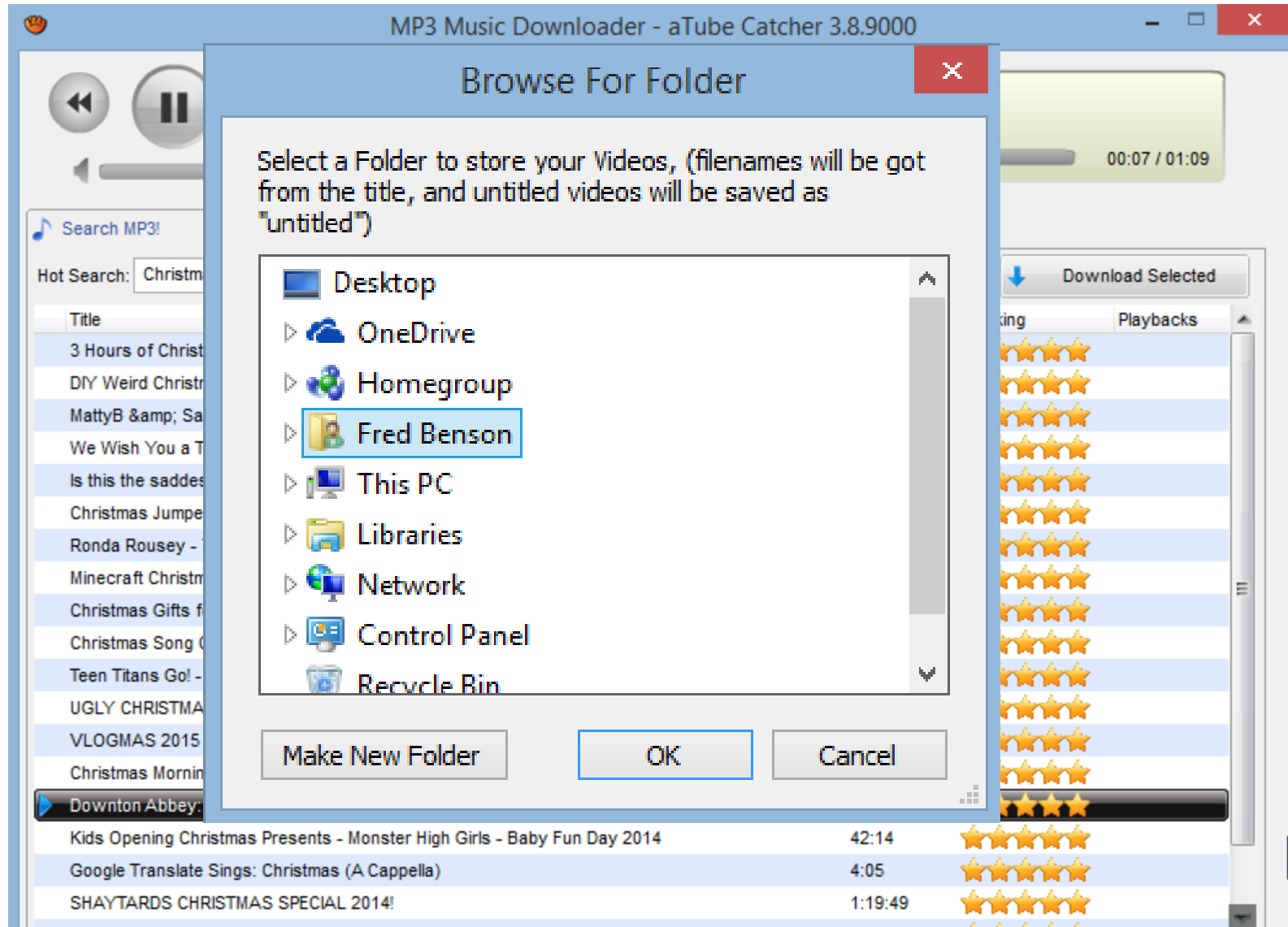
- File Name:** Downton Abbey The Final Episode Christmas Day ITV.mp3
- Location:** C:\Users\fbenson103\Music\iTunes\MichaelJackson
- Bitrate:** 192 kbps

A blue arrow points to the '...' button next to the Location field, indicating where to click to change the download folder. A 'Save' button is located at the bottom right of the dialog box.

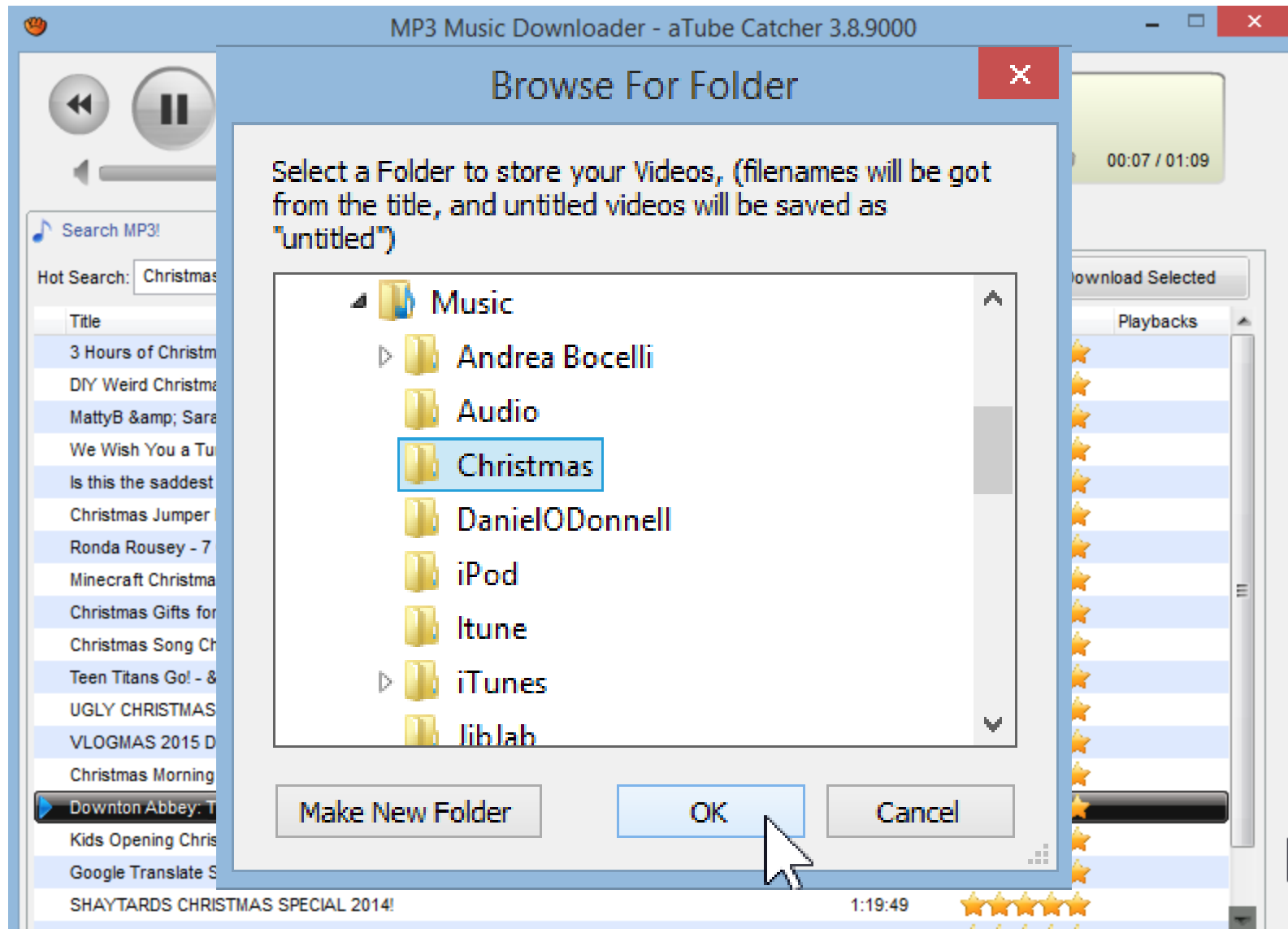
The background shows a playlist of videos with the following details:

Video Title	Duration	Rating
Minecraft Christmas ADVENTure 4: Festive Floats (Day 2)	21:06	★★★★★
Christmas Gifts for Guys Inthefrow	12:11	★★★★★
Christmas Song Challenge ft. Miranda Sings	14:50	★★★★★
Teen Titans Go! - "The True Meaning of Christmas" (clip)	0:48	★★★★★
UGLY CHRISTMAS SWEATER DANCE PARTY!	11:15	★★★★★
VLOGMAS 2015 Day 1 Christmas Tree, Shopping, Gym!	10:22	★★★★★
Christmas Morning 2013 Part 1	13:32	★★★★★
Downton Abbey: The Final Episode Christmas Day ITV	1:11	★★★★★
Kids Opening Christmas Presents - Monster High Girls - Baby Fun Day 2014	42:14	★★★★★
Google Translate Sings: Christmas (A Cappella)	4:05	★★★★★
SHAYTARDS CHRISTMAS SPECIAL 2014!	1:19:49	★★★★★

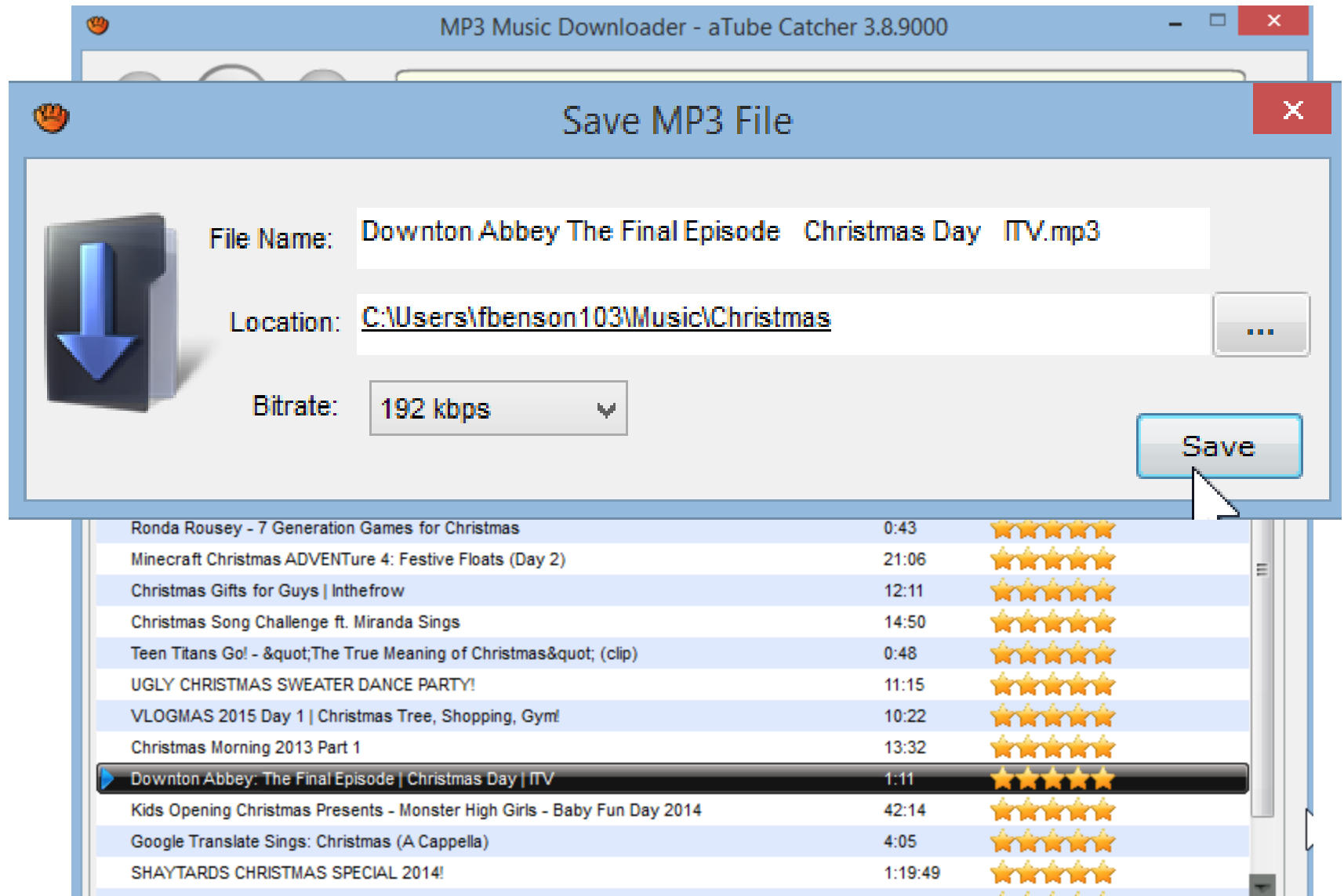
- **New window opens and find the folder you want.**



- Here is a sample and then click on OK



- You then see it and click on Save



The screenshot shows a software interface for downloading MP3 files. A dialog box titled "Save MP3 File" is open, allowing the user to specify the file name and location. The file name is "Downton Abbey The Final Episode Christmas Day ITV.mp3" and the location is "C:\Users\fbenson103\Music\Christmas". The bitrate is set to "192 kbps". A "Save" button is highlighted with a mouse cursor. In the background, a list of videos is visible, with "Downton Abbey: The Final Episode | Christmas Day | ITV" selected.

MP3 Music Downloader - aTube Catcher 3.8.9000

Save MP3 File

File Name: Downton Abbey The Final Episode Christmas Day ITV.mp3

Location: C:\Users\fbenson103\Music\Christmas

Bitrate: 192 kbps

Save

Ronda Rousey - 7 Generation Games for Christmas	0:43	★★★★★★
Minecraft Christmas ADVENTure 4: Festive Floats (Day 2)	21:06	★★★★★★
Christmas Gifts for Guys Inthefrow	12:11	★★★★★★
Christmas Song Challenge ft. Miranda Sings	14:50	★★★★★★
Teen Titans Go! - "The True Meaning of Christmas" (clip)	0:48	★★★★★★
UGLY CHRISTMAS SWEATER DANCE PARTY!	11:15	★★★★★★
VLOGMAS 2015 Day 1 Christmas Tree, Shopping, Gym!	10:22	★★★★★★
Christmas Morning 2013 Part 1	13:32	★★★★★★
Downton Abbey: The Final Episode Christmas Day ITV	1:11	★★★★★★
Kids Opening Christmas Presents - Monster High Girls - Baby Fun Day 2014	42:14	★★★★★★
Google Translate Sings: Christmas (A Cappella)	4:05	★★★★★★
SHAYTARDS CHRISTMAS SPECIAL 2014!	1:19:49	★★★★★★

- **This is the End of Part C.**