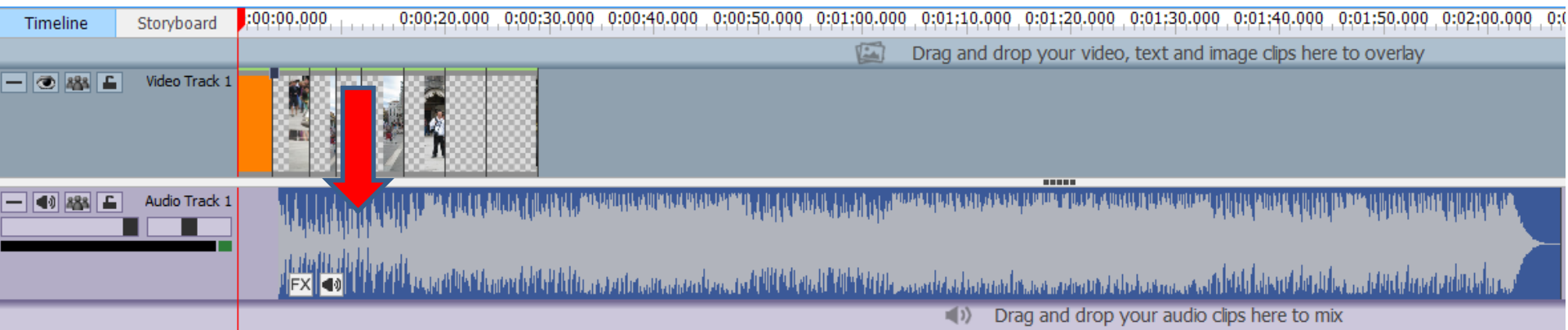


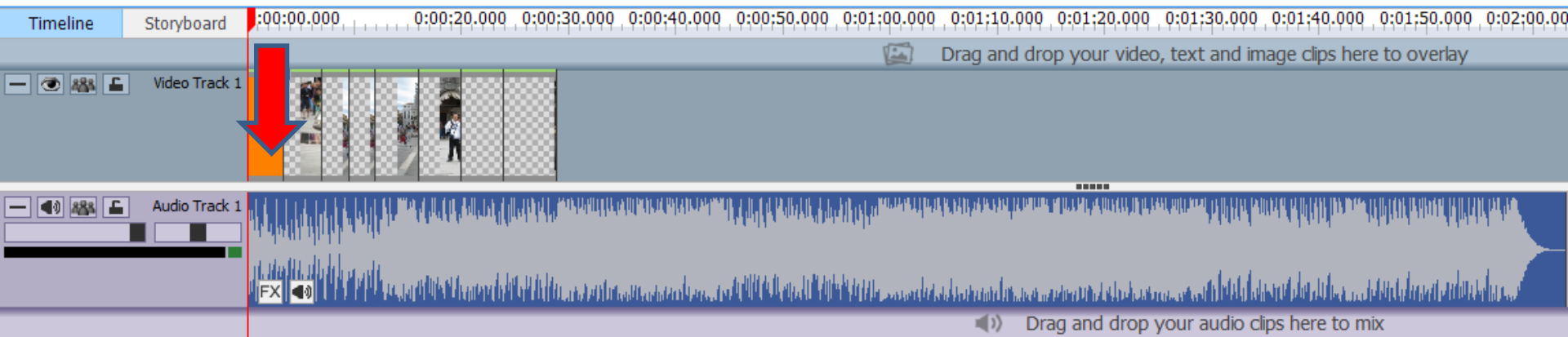
Step 7 – Edit Music.

- **First is Part A – Move Music.**
- **If you drag and drop the Music after the first Title and wanted to put the music at the beginning under the Title, you can move it.**
- **Next is a sample of dragging and dropping after the Title that was in Step 6.**

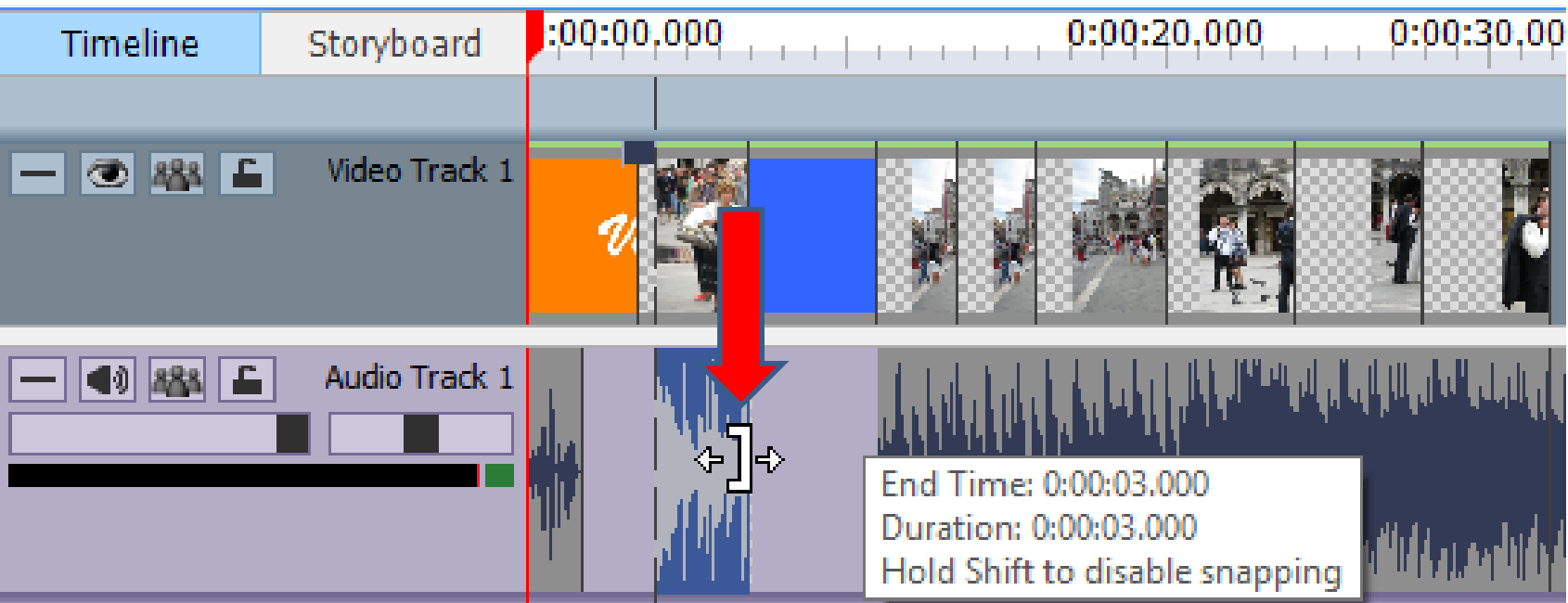
- You see the music after the Title.
- You click on the music and then hold it down and drag it to the left.
- Next is a sample of it.



- You the see the music under the Title.
- You can follow the same process to move any music to different places.
- Next is how to move music, like trim, under the new Title that I added in Step 6.



- You click on the music and you see this.
- Left click and hold it down and drag it to the right at the end of the Title.
- Next is what happens.



- You see it at the end.
- Note – I tried dragging the right music to the left and it did not work. When you play, the music is OK, but not 100%. That's why you should add the Title before you add Music if you don't want to add your own voice on it. This is the End of Part A.

